

ภาคผนวก ง

เอกสารสอบเทียบเครื่องมือ

เอกสารสอบเทียบเครื่องมือ
ประจำเดือนกรกฎาคม พ.ศ. 2566

List of Instruments Certification for Air & Noise Quality Analysis

No.	Instrument/Equipment	Parameter	Manufacturer	Model/Serial No.	Calibrator	Certification No.	Date of Calibration	Due date of Calibration	Remark
Ambient									
1	Orifice Transfer Standard Calibrator	Total Suspended Particulate (TSP) Particulate Matter < 10 µm (PM ₁₀)	Andersen Instruments, Inc.	G25A 1901	Tisch Environmental, Inc.	05072022	5 Jul 22	4 Jul 24	-
2	U-Tube Manometer	Total Suspended Particulate (TSP) Particulate Matter < 10 µm (PM ₁₀)	Dwyer	1221-36-W/M -	Technology Promotion Association (Thailand-Japan)	23P1400	9 May 23	8 May 24	-
3	Air Flow Meter	Particular Matter (PM _{2.5})	Mesa Labs	DeltaCal DC1 155895	Innovative Instrument Co., Ltd.	22-AFM-117	16 Aug 22	15 Aug 23	-
4	Aneroid Barometer	Total Suspended Particulate (TSP) Particulate Matter < 10 µm (PM ₁₀) Particular Matter (PM _{2.5})	Barigo, Germany	-	Technology Promotion Association (Thailand-Japan)	23P1855	2 Jun 23	1 Jun 24	-
5	Dial Thermo-Hygrometer	Total Suspended Particulate (TSP) Particulate Matter < 10 µm (PM ₁₀) Particular Matter (PM _{2.5})	Barigo, Germany	-	Technology Promotion Association (Thailand-Japan)	23H1200	5 Jun 23	5 Jun 24	-
6	Nitrogen Dioxide Analyzer	Nitrogen Dioxide	Thermo Scientific	42i CM19050149	UAE Consultant Co., Ltd.	09012023	9 Jan 23	8 Jan 24	-
7	Nitrogen Dioxide Analyzer	Nitrogen Dioxide	Thermo Scientific	42i CM19050150	UAE Consultant Co., Ltd.	16012023	16 Jan 23	15 Jan 24	-
8	Standard Gases (Mixture)	Nitrogen Dioxide	Airgas	EB0143262 2015PSIG	Airgas an Air Liquide company	E04NI99E15A01D3	21 Jun 21	21 Jun 24	-
9	Sulphur Dioxide Analyzer	Sulphur Dioxide	Thermo Scientific	43i CM22387061	UAE Consultant Co., Ltd.	17012023	17 Jan 23	16 Jan 24	-
10	Sulphur Dioxide Analyzer	Sulphur Dioxide	Thermo Scientific	43i CM22387064	UAE Consultant Co., Ltd.	14022023	14 Feb 23	13 Feb 24	-
11	Standard Gases (Mixture)	Sulphur Dioxide	Airgas	EB0143262 2015PSIG	Airgas an Air Liquide company	E04NI99E15A01D3	21 Jun 21	21 Jun 24	-

List of Instruments Certification for Air & Noise Quality Analysis

No.	Instrument/Equipment	Parameter	Manufacturer	Model/Serial No.	Calibrator	Certification No.	Date of Calibration	Due date of Calibration	Remark
Ambient									
12	Carbon Monoxide Analyzer	Carbon Monoxide	Thermo	48i 1182920020	UAE Consultant Co.,Ltd.	21022023	21 Feb 23	20 Feb 24	-
13	Carbon Monoxide Analyzer	Carbon Monoxide	Thermo	48C 48C-62460-355/5	UAE Consultant Co.,Ltd.	08022023	8 Feb 23	7 Feb 24	-
14	Standard Gases (Mixture)	Carbon Monoxide	Airgas	EB0143262 2015PSIG	Airgas an Air Liquide company	E04NI99E15A01D3	21 Jun 21	21 Jun 24	-
15	Total Hydrocarbons Analyzer	Total Hydrocarbons	HORIBA	APHA-370 RATFJBXS	UAE Consultant Co.,Ltd.	08022023	8 Feb 23	7 Feb 24	-
16	Total Hydrocarbons Analyzer	Total Hydrocarbons	HORIBA	APHA-370 GAL13KSE	UAE Consultant Co.,Ltd.	08022023	8 Feb 23	7 Feb 24	-
17	Standard Gas	Total Hydrocarbons	Air Liquide	CC143232	Air Liquide	E03AI99E15A006C	16 Oct 20	16 Oct 28	-
18	Vibration Meter	Vibration Level Acceleration Level	Instantel Inc.	Micromate UM13368	Calibration Laboratory Co.Ltd	Q23015868	13 Feb 23	12 Feb 24	-
19	Sound Level Calibrator (Acoustic Calibrator)	Calibrate Sound Level Meter	Svantek	SV35A 73246	Innovative Instrument Co.,Ltd.	22-ACT-405	1 Jul 22	30 Jun 23	-
20	Sound Level Meter	$L_{Aeq\ 24\ hours}$ L_{Amax} เสียงรบกวน	Larson Davis	LxT2 0005405	Innovative Instrument Co.,Ltd.	22-ACT-101	11 Feb 22	10 Feb 24	-
21	Sound Level Meter	$L_{Aeq\ 24\ hours}$ L_{Amax} เสียงรบกวน	Larson Davis	LxT2 0005407	Innovative Instrument Co.,Ltd.	22-ACT-037	21 Jan 22	20 Jan 24	-

Certificate of Calibration

Calibration Certification Information			
Cal. Date: July 5, 2022	Roots meter S/N: 438320	Ta: 297 °K	
Operator: Jim Tisch		Pa: 750.1 mm Hg	
Calibration Model #: G25A	Calibrator S/N: 1901		

Run	Vol. Init (m3)	Vol. Final (m3)	ΔVol. (m3)	ΔTime (min)	ΔP (mm Hg)	ΔH (in H2O)
1	1	2	1	1.3540	3.3	2.00
2	3	4	1	0.9650	6.4	4.00
3	5	6	1	0.8640	8.0	5.00
4	7	8	1	0.8200	8.9	5.50
5	9	10	1	0.6780	12.9	8.00

Data Tabulation					
Vstd (m3)	Qstd (x-axis)	$\sqrt{\Delta H \left(\frac{Pa}{Pstd} \right) \left(\frac{Tstd}{Ta} \right)}$ (y-axis)	Va	Qa (x-axis)	$\sqrt{\Delta H \left(\frac{Ta}{Pa} \right)}$ (y-axis)
0.9859	0.7281	1.4073	0.9956	0.7353	0.8899
0.9818	1.0174	1.9902	0.9915	1.0274	1.2585
0.9797	1.1339	2.2251	0.9893	1.1451	1.4071
0.9785	1.1933	2.3337	0.9881	1.2050	1.4757
0.9732	1.4354	2.8146	0.9828	1.4496	1.7798
m=		1.98897	m=		1.24546
b=		-0.03691	b=		-0.02334
r=		0.99996	r=		0.99996

Calculations			
Vstd=	$\Delta Vol / (Pa \cdot \Delta P) / (Tstd / Ta)$	Va=	$\Delta Vol / (Pa \cdot \Delta P) / Pa$
Qstd=	Vstd/ΔTime	Qa=	Va/ΔTime
For subsequent flow rate calculations:			
Qstd=	$1/m \left(\sqrt{\Delta H \left(\frac{Pa}{Pstd} \right) \left(\frac{Tstd}{Ta} \right)} - b \right)$	Qa=	$1/m \left(\sqrt{\Delta H \left(\frac{Ta}{Pa} \right)} - b \right)$

Standard Conditions	
Tstd:	298.15 °K
Pstd:	760 mm Hg
Key	
ΔH:	calibrator manometer reading (in H2O)
ΔP:	rootsmeter manometer reading (mm Hg)
Ta:	actual absolute temperature (°K)
Pa:	actual barometric pressure (mm Hg)
b:	intercept
m:	slope

RECALIBRATION	
US EPA recommends annual recalibration per 1998 40 Code of Federal Regulations Part 50 to 51, Appendix B to Part 50, Reference Method for the Determination of Suspended Particulate Matter in the Atmosphere, 9.2.17, page 30	

Tisch Environmental, Inc.
145 South Miami Avenue
Village of Cleves, OH 45002

www.tisch-env.com
TOLL FREE: (877)263-7610
800-777-9009

เอกสารไม่ควบคุม



TECHNOLOGY PROMOTION ASSOCIATION (THAILAND-JAPAN)
CORPORATE SERVICES 3: EQUIPMENT CALIBRATION AND TESTING SERVICES
534/4 PATTANAKARN ROAD SOI 18, SUANLUANG, SUANLUANG, BANGKOK 10250
TEL: 0-2717-3000-24 FAX: 0-2719-9484

Certificate of Calibration

Certificate No.: 23P1400
Page: 1 of 2

Equipment: U-Tube Manometer
Manufacturer: Dwyer
Model: 1221-36-W/M
Serial No.: -
ID No.: UAE.EFM.020/2560

Condition As-Received: Used Item
Received Date: 26 April 2023
Calibration Date: 09 May 2023

Reference: 2304-0703WSC
Ambient Temperature: (23 ± 2) °C
Relative Humidity: (50 ± 15) %
Atmospheric Pressure: 1010 mbar

Submitted by: United Analyst and Engineering Consultant Co., Ltd.
81 Soi Udomsuk 41, Sukhumvit Road, Bangkok,
Phrakhanong, Bangkok 10260

Procedure used: The calibration was conducted by direct comparison method against Pressure Measuring Instruments Standard according to in-house calibration procedure CP-P04, using "DKD-R 6-1: Calibration of Pressure Gauges, Edition 03/2014" as a guidelines.

Condition of this result of calibration

1. Reference standards instruments:

Instrument	Model	Serial No.	Certificate No.	Due Date
1) Pressure Calibrator	PC106P	1189	MP-0137-22	24 Aug 2023
2. This result of calibration was made on requested at the point specified by customer.				
3. Scale and conversion factor is 1 kPa = 4.0146293 inHg				
4. This instrument was used clean air as pressure media.				
5. This instrument was calibrated by applied pressure to high-port (+) side and low-port (-) side open to atmospheric pressure.				
6. This instrument was installed in vertical orientation and top of the pressure port was used as the reference level.				
7. The certificate is valid only to the item calibrated on date and place of calibration.				
8. This Certification is traceable to the International System of Unit maintained through:-				
- National Institute of Metrology Thailand (NIMT)				

Calibrated by: Suwit Awasarnae
Issue Date: 11 May 2023

Approved Signatory: [Signature]
[Signature]
[Signature]
[Signature]

เอกสารไม่ควบคุม
0314240

INNOVATIVE INSTRUMENT CALIBRATION LAB
INNOVATIVE INSTRUMENT CO., LTD. HEAD OFFICE
7-109 MOO 33, SOI SUTINAKORN 11 TAMBON BANG KAEU,
AMPHOE BANG PHU SAMUT PRAKAN PROVINCE 10140 THAILAND
TEL: 0800-2110-5069-1 FAX: 0609-2116-7140



Page 1/2

Certificate of Calibration

Customer: UNITED ANALYST AND ENGINEERING CONSULTANT CO., LTD.
Name: 81 Soi Udomsuk 41, Sukhumvit Road, Bangkok, Phrakhanong,
Address: Bangkok 10260
Certificate No.: 22-AFM-117
Request No.: Req-2022-1332

Unit Under Calibration Details

Measurement Item: Air Flow meter
Manufacturer: BGI
Model: Delta Cal DC1
Serial Number: 155895
ID: UAE.EFM.076/2560

Sensor Model: -
Sensor Serial Number: -

Location of Calibration: LAB 4 ABR VELOCITY METER

Calibration Environment and Details

Temperature: 23 °C ± 3 °C
Humidity: 55 %RH ± 20 %RH
Barometric Pressure: 1013 hPa ± 10 hPa
Received Date: 22 July 2022
Calibration Date: 16 August 2022

Calibration Procedure: In-house method CP-AFM-01 by Comparison technique with Standard Primary Flow Calibrator

Reference Standard	Model	Serial Number	Traceable	Due Calibration
Air Flow Meter	Calibrator J High Flow	18501012012	Sensidyne	15 June 2023

Traceability:

This certificate provides traceability of measurement to recognized national standard, and to the realization of the international system of

Units (SI)

Note:

The reported uncertainty is based on standard uncertainty multiplied by the Coverage Factor k=2, providing a level of confidence approximately 95 %.

Calibration By: [Signature]
Mr. Noppadon Luangrat
Service Calibration Engineer

Approved By: [Signature]
Mr. Patti Mahavorn
Calibration Engineer Supervisor
Issue Date: 16 August 2022

The results related only to the item calibrated. The certificate shall not be reproduced except in full, without written approval of the Innovative Instrument Co., Ltd.
FM-708-AFM-01 Rev.00 Issue date 03/07/19

Attaporn P.
เอกสารไม่ควบคุม
1160341

เอกสารไม่ควบคุม

Certificate No : 22-AFM-117
Request No : Req-2022-1332

Result of Calibration :

Flow Setting	STD Flow Reading	UUC Flow Reading	Correction Flow	Uncertainty
(LPM)	(LPM)	(LPM)	(LPM)	(LPM)
14.5	14.50	14.53	-0.03	0.21
15.0	15.00	15.01	-0.01	0.22
15.8	15.80	15.80	0.00	0.23
16.6	16.60	16.57	0.03	0.24
18.3	18.30	18.27	0.03	0.27

Note
STD : Standard
UUC : Unit Under Calibration
Calibration media : Air
* Indicates non accredited

End of Certificate

The results related only to the item calibrated. The certificate shall not be reproduced except in full, without written approval of the Innovative Instrument Co., Ltd.

FM-708-AFM-01 Rev.00 Issue date 01/07/19

เอกสารไม่ควบคุม

Certificate of Calibration

Customer
Name : UNITED ANALYST AND ENGINEERING CONSULTANT CO., LTD.
Address : 81 Soi Udomsuk 41, Sukhumvit Road, Bangchak, Prakanong, Bangkok 10260

Certificate No : 22-TPM-347
Request No : Req-2022-1332
Page : 1/2

Unit Under Calibration Details

Calibration Parameter : Temperature
Instrument Name : Air Flow meter
Manufacturer : BGI
Model : Delta Cal DC1
Serial Number : 155895
Resolution : 0.1 °C
ID Number : UAE.EFM.076/2560

Range Calibration : 20 °C to 45 °C
Type of Sensor : RTD
Sensor Diameter (mm) : 3
Calibration Position (mm) : 45
Instrument Status : Used

Calibration Environment and Details


Temperature : 23 °C ± 3 °C
Humidity : 55 %RH ± 15 %RH
Received Date : 22 July 2022
Calibrated Date : 16 August 2022
Calibration Procedure : In-house method CP-TPM-01 by Comparison with Standard Thermometer.

Reference Standard
Digital Thermometer with Sensor, Manufacturer: GINGO/GINGO, Model: GT11/ RTD100, SN: 08000057, ID: 02-TPM Which was calibrated on 10 March 2022, Calibration Certificate No. : QR22-0578

Traceability
This Certificate is traceable to SI Unit through Quality Reborn Co., Ltd., NSC-ONSC Accreditation No.: Calibration 0292

Note

The reported uncertainty is based on standard uncertainty multiplied by the Coverage Factor $k=2$, providing a level of confidence approximately 95 %.

Approved By : 
Mr. Pacit Mathavorn
Calibration Engineer Supervisor
Issue Date : 16 August 2022

The results related only to the item calibrated. The certificate shall not be reproduced except in full, without written approval of the Innovative Instrument Co., Ltd.

FM-708-TPM-01 Rev.01 Issue date 13/02/20

เอกสารไม่ควบคุม


Calibration Note
UUC Adjustment : Not Adjust

Certificate No : 22-TPM-347
Request No : Req-2022-1332
Page : 3/2

Result of Calibration :

UUC Sensor	Standard Temperature (°C)	UUC Reading (°C)	Correction (°C)	Uncertainty (°C)
Ta	20.003	19.9	+0.1	0.14
	25.004	24.9	+0.1	0.14
	30.000	29.9	+0.1	0.14
	35.004	34.9	+0.1	0.14
	40.000	40.0	0.0	0.14
	45.003	45.1	-0.1	0.14
Tf	20.003	20.0	0.0	0.14
	25.004	25.0	0.0	0.14
	30.000	30.0	0.0	0.14
	35.004	35.0	0.0	0.14
	40.000	39.9	+0.1	0.14
	45.003	44.8	+0.2	0.14

End of Certificate

Calibrated By : 
Mr. Sittichok Jirapakdeesukun

The results related only to the item calibrated. The certificate shall not be reproduced except in full, without written approval of the Innovative Instrument Co., Ltd.

FM-708-TPM-01 Rev.01 Issue date 13/02/20

เอกสารไม่ควบคุม



TECHNOLOGY PROMOTION ASSOCIATION (THAILAND-JAPAN)
CORPORATE SERVICES 3: EQUIPMENT CALIBRATION AND TESTING SERVICES
53/4 PATTANAKARN ROAD SOI 18, SUANLIANG, SUANLIANG, BANGKOK 10250
TEL: 0-2717-3090-34 FAX: 0-2719-9484



Certificate of Calibration

Certificate No. : 23P1855
Page : 1 of 2

Equipment : Aneroid Barometer
Manufacturer : Barigo
Model : -
Serial No. : -
ID No. : UAE.ANV.122/2550
Condition As-Received : Used Item
Received Date : 26 May 2023
Calibration Date : 02 June 2023

Reference : 2305-0919WSC
Ambient Temperature : (23 ± 2) °C
Relative Humidity : (50 ± 15) %
Atmospheric Pressure : 1007 mbar


Submitted by : United Analyst and Engineering Consultant Co., Ltd.
81 Soi Udomsuk 41, Sukhumvit Road,
Bangchak, Phrakhanong, Bangkok 10260

Procedure used : The calibration was conducted by direct comparison method against Pressure Measuring Instruments Standard according to in-house calibration procedure CP-P10, using " DKD-R 6-1 ; Calibration of Pressure Gauges, Edition 03/2014 " as a guidelines.

Condition of this result of calibration

1. Reference standards Instruments :
- | Instrument | Model | Serial No. | Certificate No. | Due Date |
|-----------------------|-------|------------|-----------------|-------------|
| 1) Standard Barometer | DP142 | 1422505048 | MP-0094-23 | 03 May 2024 |
2. This instrument was installed in vortical orientation and center of the dial was used as the reference level.
3. This result of calibration was made on requested at the point specified by customer.
4. This result of calibration instrument was in absolute pressure.
5. This instrument was used clean air as pressure media.
6. The certificate is valid only to the item calibrated on date and place of calibration.
7. This Certification is traceable to the International System of Unit maintained through:-
- National Institute of Metrology Thailand (NIMT)

Calibrated by : Suksan Khankaew
Issue Date : 08 June 2023

Approved Signatory : 
[] Phalinee Prabpaipai
[] Sura Suwannasri
[x] Attapol Panurach

เอกสารไม่ควบคุม
B 0316955



Cert.No.: 23P1855
Page: 2 of 2

Result of calibration:- Without adjustment
Function:- Absolute Pressure Measurement

Range: 950 hPa to 1030 hPa
Scale Interval: 1 hPa (The Fifth Estimate)

Increasing Pressure

Applied Pressure (hPa)	958.50	969.59	980.35	990.39	1001.01	1011.15	1020.94	1031.45
UUC* Indication (hPa)	960.0	970.0	980.0	990.0	1000.0	1010.0	1020.0	1030.0
Error (hPa)	1.50	0.41	-0.35	-0.39	-1.01	-1.15	-0.94	-1.45

Decreasing Pressure

Applied Pressure (hPa)	1031.45	1021.61	1012.16	1002.38	992.17	982.20	970.69	959.32
UUC* Indication (hPa)	1030.0	1020.0	1010.0	1000.0	990.0	980.0	970.0	960.0
Error (hPa)	-1.45	-1.61	-2.16	-2.38	-2.17	-2.20	-0.69	0.68

The uncertainty of measurement was ± 0.30 hPa

* UUC = Unit Under Calibration

The reported uncertainty of measurement was based on a standard uncertainty multiplied by a coverage factor $k = 2$, providing a level of confidence of approximately 95 %.

-000-

เอกสารไม่ควบคุม
a 1165504



TECHNOLOGY PROMOTION ASSOCIATION (THAILAND-JAPAN)
CORPORATE SERVICES 3: EQUIPMENT CALIBRATION AND TESTING SERVICES
534/4 PATTANAKARN ROAD SOI 18, SUANLUANG, SUANLUANG, BANGKOK 10250
TEL. 0-2717-3000-34 FAX. 0-2719-9484



Certificate of Calibration

Certificate No.: 23H1200
Page: 1 of 2

Equipment: Dial Thermo-Hygrometer

Manufacturer: Barigo

Model: -

Serial No.: -

ID No.: UAE.ANV.130/2550

Condition As-Received: Used Item

Received Date: 26 May 2023

Calibration Date: 30 May 2023

Reference: 2905-0919WSC

Ambient Temperature: (25 \pm 3) °C

Relative Humidity: (50 \pm 20) %

This certificate may not be reproduced other than in full, except with the prior written approval of the head of Corporate Services 3: Equipment Calibration and Testing Services.

Submitted by: United Analyst and Engineering Consultant Co., Ltd.

81 Soi Udomsuk 41, Sukhumvit Road,
Bangchak, Phrakhanong, Bangkok 10260

Procedure used: Calibration were conducted using in-house calibration procedure CP-H02 according to comparison with standard chilled mirror sensor for humidity measurement function and comparison with standard temperature probe for temperature measurement function into humidity / temperature chamber.

Condition of this result of calibration

1. Reference standards instruments:

Instrument	Model	Serial No.	Certificate No.	Due Date
1) Hygro-M2 Dew Point Monitor	5112	2360195	20703	02 Aug 2023
2) Handheld Thermometer With Sensor	1523	3240076	23105	15 Mar 2024

2. The certificate is valid only to the item calibrated on date and place of calibration.

3. This Certificate is traceable to the International System of Unit maintained through:-

-National Institute of Standards and Technology (NIST), The United States of America

-Technology Promotion Association (Thailand-Japan), NSC-ONSC Accredited No. Calibration 0008

Calibrated by: Somchai Dumwor
Issue Date: 07 June 2023

Approved Signatory:

[Signature]
Chakrit Waewwanjua
Ponthippa Tameyakul
Viporn Tantiyawutti

เอกสารไม่ควบคุม
B 0316274



Cert. No.: 23H1200
Page: 2 of 2

Result of Calibration:-
Function: Humidity Measurement

Before Adjustment

Reference Temperature (°C)	Standard Humidity (%R.H.)	UUC* Reading (%R.H.)	Error (%R.H.)	Uncertainty of Measurement (\pm %R.H.)
25.0	40.1	48	7.9	1.6
25.0	60.0	63	3.0	1.7
25.0	80.0	76	-4.0	1.9

Result of Calibration:-
Function: Humidity Measurement

After Adjustment

Reference Temperature (°C)	Standard Humidity (%R.H.)	UUC* Reading (%R.H.)	Error (%R.H.)	Uncertainty of Measurement (\pm %R.H.)
25.0	40.1	44	3.9	1.6
25.0	60.0	60	0.0	1.7
25.0	80.0	75	-5.0	1.9

Result of Calibration:-
Function: Temperature Measurement

Without Adjustment

Standard Temperature (°C)	UUC* Reading (°C)	Error (°C)	Uncertainty of Measurement (\pm °C)
19.987	20.0	0.013	0.72
30.016	30.0	-0.016	0.72
39.944	39.5	-0.444	0.72

UUC* : Unit Under Calibration

The reported uncertainty of measurement was based on standard uncertainty multiplied by coverage factor $k = 2.00$, providing confidence level approximately 95%.

-000-

เอกสารไม่ควบคุม
a 1165295



United Analyst and Engineering Consultant Co., Ltd.

3 Soi Udomsuk 41, Sukhumvit Road, Bangchak, Phrakhanong, Bangkok 10260

Tel. 0 2763 2828 Fax 0 2763 2800 www.uaecconsultant.com E-mail: uaec@uaecconsultant.com

MULTI-POINT GAS TEST REPORT

Test Date: Jan 9, 2023

Equipment: Gas Analyzer (NO₂)

Model: 42i

Manufacturer: Thermo Scientific

Serial Number: CM19050149

Standard Gas Concentration

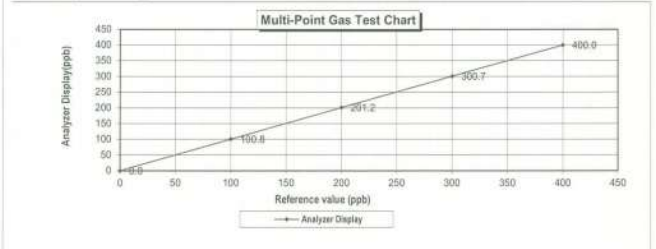
Sulphur Dioxide (SO ₂)	44.68	PPM
Nitric Oxide (NO)	45.94	PPM
Methane (CH ₄)	-	PPM
Carbon Monoxide (CO)	984.8	PPM
Cylinder No.:	EB0143262	
Expiration Date:	Jun 21, 2024	

Diluter Detail

Manufacturer:	Thermo Scientific
Model:	146i
Serial Number:	1180540071

Multi-point gas test data

Level	Reference Value (ppb)	Analyzer Display (ppb)	Difference Error	Percent Error	[% Error]
Level 1	Zero	0.0	0.00	0.00	0.00
Level 2	20.00%	100.8	0.80	0.79	0.79
Level 3	40.00%	201.2	1.20	0.60	0.60
Level 4	60.00%	300.7	0.70	0.23	0.23
Level 5	80.00%	400.0	0.00	0.00	0.00
Remark: Measuring Range	500.0 ppb		Average Difference (%)	0.32	
Acceptable Limit $\pm 5\%$					



Calculate by: [Signature]
Date: 9 Jan 2023

เอกสารไม่ควบคุม

MULTI-POINT GAS TEST REPORT

Test Date : Jan 16, 2023

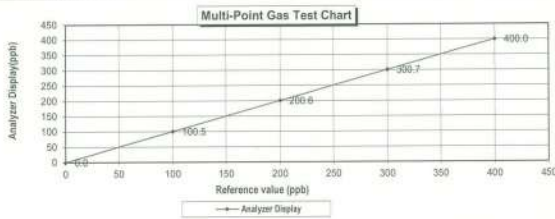
Equipment : Gas Analyzer (NO₂) Model : 42i
Manufacturer : Thermo Scientific Serial Number : CM19050150

Standard Gas Concentration
Sulphur Dioxide (SO₂) 44.68 PPM
Nitric Oxide (NO) 45.94 PPM
Methane (CH₄) - PPM
Carbon Monoxide (CO) 984.8 PPM
Cylinder No. : EB0143262
Expiration Date : Jun 21, 2024

Dilutor Detail
Manufacturer : Thermo Scientific
Model : 146i
Serial Number : 1180540071

Multi-point gas test data

Reference Value (ppb)			Analyzer Display (ppb)	Difference Error	Percent Error	[% Error]
Level 1	Zero	0.0	0.0	0.00	0.00	0.00
Level 2	20.00%	100.0	100.5	0.50	0.50	0.50
Level 3	40.00%	200.0	200.6	0.60	0.30	0.30
Level 4	60.00%	300.0	300.7	0.70	0.23	0.23
Level 5	80.00%	400.0	400.0	0.00	0.00	0.00
Remark : Measuring Range:			500.0 ppb		Average Difference (%) 0.21	



Calculate by

Approved by

16/01/2023

16 Jan, 2023

เอกสารไม่ควบคุม

CERTIFICATE OF ANALYSIS Grade of Product: EPA Protocol

Part Number: E04NI99E15A01D3 Reference Number: 122-402135167-1
Cylinder Number: EB0143262 Cylinder Volume: 144.4 CF
Laboratory: 124 - Durham (SAP) - NC Cylinder Pressure: 2015 PSIG
PGVP Number: B22021 Valve Outlet: 660
Gas Code: CO,NO,NOX,SO2,BALN Certification Date: Jun 21, 2021

Expiration Date: Jun 21, 2024

Certification performed in accordance with "EPA Traceability Protocol for Assay and Certification of Gaseous Calibration Standards (May 2012)" document EPA 800R-12/031, using the assay procedures listed. Analytical Methodology does not require correction for analytical interference. This cylinder has a total analytical uncertainty as stated below with a confidence level of 95%. There are no significant impurities which affect the use of this calibration mixture. All concentrations are on a mole/mole basis unless otherwise noted.
Do Not Use This Cylinder below 100 psig (i.e. 0.7 megapascals).

Component	Requested Concentration	Actual Concentration	Protocol Method	Total Relative Uncertainty	Assay Dates
NOX	45.00 PPM	45.96 PPM	G1	$\pm 1.4\%$ NIST Traceable	09/14/2021, 09/21/2021
NITRIC OXIDE	45.00 PPM	45.94 PPM	G1	$\pm 1.4\%$ NIST Traceable	09/14/2021, 09/21/2021
SULFUR DIOXIDE	45.00 PPM	44.68 PPM	G1	$\pm 1.0\%$ NIST Traceable	09/14/2021, 09/21/2021
CARBON MONOXIDE	1000 PPM	984.8 PPM	G1	$\pm 0.7\%$ NIST Traceable	09/14/2021
NITROGEN	Balance				

Type	Lot ID	Cylinder No	Concentration	Uncertainty	Expiration Date
NTRM	20061120	CC708068	49.92 PPM NITRIC OXIDE/NITROGEN	$\pm 1.0\%$	Feb 02, 2025
PRM	12386	D585025	9.91 PPM NITROGEN DIOXIDE/AIR	$\pm 2.0\%$	Feb 20, 2020
GMIS	401423836102	CC505981	4.348 PPM NITROGEN DIOXIDE/NITROGEN	$\pm 2.1\%$	Feb 18, 2023
NTRM	16011043	CC473277	49.02 PPM SULFUR DIOXIDE/NITROGEN	$\pm 0.8\%$	Jun 17, 2022
NTRM	14060119	CC434277	990.9 PPM CARBON MONOXIDE/NITROGEN	$\pm 0.6\%$	Nov 15, 2025

Instrument/Make/Model	Analytical Principle	Last Multipoint Calibration
Nicolet 6700 AHR0801333 CO	FTIR	Jun 03, 2021
Nicolet 6700 AHR0801333 NO	FTIR	Jun 03, 2021
Nicolet 6700 AHR0801333 NO2	FTIR	Jun 03, 2021
Nicolet 6700 AHR0801333 SO2	FTIR	Jun 03, 2021

Triad Data Available Upon Request

NOTES: PO #5221002807

GROSS WT: 28.40kg

NET WT: 4.73kg



The analytical test results reported on this certificate relate only to the cylinder number specified above. This concludes the test report.

Approved for Release



เอกสารไม่ควบคุม

MULTI-POINT GAS TEST REPORT

Test Date : Jan 17, 2023

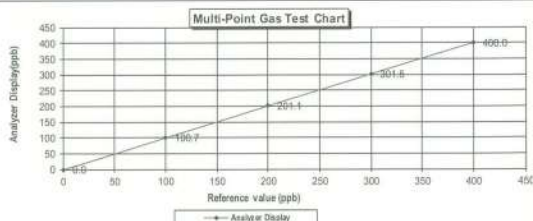
Equipment : Gas Analyzer (SO₂) Model : 43i
Manufacturer : Thermo SCIENTIFIC Serial Number : CM22387061

Standard Gas Concentration
Sulphur Dioxide (SO₂) 44.68 PPM
Nitric Oxide (NO) 45.94 PPM
Methane (CH₄) - PPM
Carbon Monoxide (CO) 984.8 PPM
Cylinder No. : EB0143262
Expiration Date : Jun 24, 2024

Dilutor Detail
Manufacturer : Thermo SCIENTIFIC
Model : 146i
Serial Number : 1180540071

Multi-point gas test data

	Reference Value (ppb)	Analyzer Display (ppb)	Difference Error	Percent Error	[% Error]
Level 1	Zero	0.0	0.00	0.00	0.00
Level 2	20.00%	100.0	0.70	0.70	0.70
Level 3	40.00%	200.0	201.1	1.10	0.55
Level 4	60.00%	300.0	301.5	1.50	0.50
Level 5	80.00%	400.0	400.0	0.00	0.00
Remark : Measuring Range 500.0 ppb			Average Difference (%)		0.35



Calculate by

Approved by

17/01/2023

17 Jan, 2023

เอกสารไม่ควบคุม

MULTI-POINT GAS TEST REPORT

Test Date : Feb 14, 2023

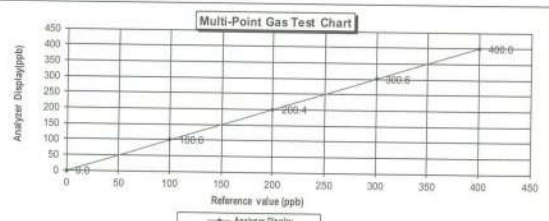
Equipment : Gas Analyzer (SO₂) Model : 43i
Manufacturer : Thermo SCIENTIFIC Serial Number : CM22387064

Standard Gas Concentration
Sulphur Dioxide (SO₂) 44.68 PPM
Nitric Oxide (NO) 45.94 PPM
Methane (CH₄) - PPM
Carbon Monoxide (CO) 984.8 PPM
Cylinder No. : EB0143262
Expiration Date : Jun 24, 2024

Dilutor Detail
Manufacturer : Thermo SCIENTIFIC
Model : 146i
Serial Number : 1180540071

Multi-point gas test data

Reference Value (ppb)		Analyzer Display (ppb)	Difference Error	Percent Error	[% Error]
Level 1	Zero	0.0	0.00	0.00	0.00
Level 2	20.00%	100.0	0.60	0.60	0.60
Level 3	40.00%	200.0	0.40	0.20	0.20
Level 4	60.00%	300.6	0.60	0.20	0.20
Level 5	80.00%	400.0	0.00	0.00	0.00
Remark : Measuring Range 500.0 ppb			Average Difference (%) 0.20		



Calculate by

Approved by

14/02/2023

14 Feb, 2023

เอกสารไม่ควบคุม

CERTIFICATE OF ANALYSIS

Grade of Product: EPA Protocol

Part Number: E04NI99E15A01D3 Reference Number: 122-402135167-1
Cylinder Number: EB0143262 Cylinder Volume: 144.4 CF
Laboratory: 124 - Durham (SAP) - NC Cylinder Pressure: 2015 PSIG
PGVP Number: B22021 Valve Outlet: 650
Gas Code: CO,NO,NOX,SO2,BALN Certification Date: Jun 21, 2021

Expiration Date: Jun 21, 2024

Certification performed in accordance with "EPA Traceability Protocol for Assay and Certification of Gaseous Calibration Standards (May 2012)" document EPA 800R-12/931, using the assay procedures listed. Analytical Methodology does not require correction for analytical interference. This cylinder has a total analytical uncertainty as stated below with a confidence level of 95%. There are no significant impurities which affect the use of this calibration mixture. All concentrations are on a mole/mole basis unless otherwise noted.

Do Not Use This Cylinder below 100 psig, i.e. 0.7 megapascals.

Component	Requested Concentration	Actual Concentration	Protocol Method	Total Relative Uncertainty	Assay Dates
NOX	45.00 PPM	45.96 PPM	G1	+/- 1.4% NIST Traceable	08/14/2021, 08/21/2021
NITRIC OXIDE	45.00 PPM	45.94 PPM	G1	+/- 1.4% NIST Traceable	08/14/2021, 08/21/2021
SULFUR DIOXIDE	45.00 PPM	44.98 PPM	G1	+/- 1.0% NIST Traceable	08/14/2021, 08/21/2021
CARBON MONOXIDE	1000 PPM	984.8 PPM	G1	+/- 0.7% NIST Traceable	08/14/2021
NITROGEN	Balance				

Type	Lot ID	Cylinder No	Concentration	Uncertainty	Expiration Date
NTRM	20081120	CC708098	48.82 PPM NITRIC OXIDE/NITROGEN	+/- 1.0%	Feb 02, 2025
PRM	12386	D685025	9.91 PPM NITROGEN DIOXIDE/AIR	+/- 2.0%	Feb 20, 2020
GMIS	401423838102	CC505681	4.348 PPM NITROGEN DIOXIDE/NITROGEN	+/- 2.1	Feb 18, 2023
NTRM	16011043	CC473277	49.02 PPM SULFUR DIOXIDE/NITROGEN	+/- 0.8%	Jun 17, 2022
NTRM	14060119	CC434277	990.9 PPM CARBON MONOXIDE/NITROGEN	+/- 0.6%	Nov 15, 2025

Instrument/Make/Model	Analytical Principle	Last Multipoint Calibration
Nicolet 6700 AHR0801333 CO	FTIR	Jun 03, 2021
Nicolet 6700 AHR0801333 NO	FTIR	Jun 03, 2021
Nicolet 6700 AHR0801333 NO2	FTIR	Jun 03, 2021
Nicolet 6700 AHR0801333 SO2	FTIR	Jun 03, 2021

Triad Data Available Upon Request

NOTES: PO #5221002807

GROSS WT: 28.40kg

NET WT: 4.73kg

The analytical test results reported on this certificate relate only to the cylinder number specified above. This concludes the test report.

Approved for Release



CERT 3002.01

เอกสารไม่ควบคุม

MULTI-POINT GAS TEST REPORT

Test Date : Feb 21, 2023

Equipment : Gas Analyzer (CO) Model : 48i
Manufacturer : Thermo Scientific Serial Number : 1182920020

Standard Gas Concentration	Dilutor Detail
Sulphur Dioxide (SO ₂) 44.68 PPM	Manufacturer : Thermo Scientific
Nitric Oxide (NO) 45.94 PPM	Model : 146i
Methane (CH ₄) - PPM	Serial Number : 1180540071
Carbon Monoxide (CO) 984.8 PPM	
Cylinder No. : EB0143262	
Expiration Date : Jun 20, 2024	

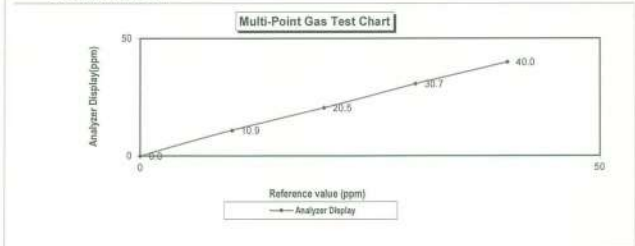
Multi-point gas test data

Reference Value (ppm)	Analyzer Display (ppm)	Difference Error	Percent Error	[% Error]
Level 1 Zero 0.0	0.0	0.0	0.0	0.0
Level 2 20.00%	10.0	10.9	0.9	8.3
Level 3 40.00%	20.0	20.5	0.5	2.4
Level 4 60.00%	30.0	30.7	0.7	2.3
Level 5 80.00%	40.0	40.0	0.0	0.0

Remark : Measuring Range 50.0 ppm

:Acceptable Limit $\pm 5\%$

Average Difference (%) 2.60



Calculated by

81/02/66

22 Feb 2023

Page 1 of 1

เอกสารไม่ควบคุม

MULTI-POINT GAS TEST REPORT

Test Date : Feb 8, 2023

Equipment : Gas Analyzer (CO) Model : 48C
Manufacturer : Thermo Environmental Instruments Serial Number : 48C-62460-335/5

Standard Gas Concentration	Dilutor Detail
Sulphur Dioxide (SO ₂) 44.68 PPM	Manufacturer : Thermo Scientific
Nitric Oxide (NO) 45.94 PPM	Model : 146i
Methane (CH ₄) - PPM	Serial Number : 1180540071
Carbon Monoxide (CO) 984.8 PPM	
Cylinder No. : EB0143262	
Expiration Date : Jun 20, 2024	

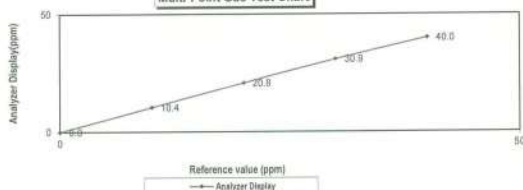
Multi-point gas test data

Reference Value (ppm)	Analyzer Display (ppm)	Difference Error	Percent Error	[% Error]
Level 1 Zero 0.0	0.0	0.0	0.0	0.0
Level 2 20.00%	10.0	10.4	0.4	3.8
Level 3 40.00%	20.0	20.8	0.8	3.8
Level 4 60.00%	30.0	30.9	0.9	2.9
Level 5 80.00%	40.0	40.0	0.0	0.0

Remark : Measuring Range 50.0 ppm

:Acceptable Limit $\pm 5\%$

Multi-Point Gas Test Chart



Calculated by

81/02/66

8 Feb 2023

CERTIFICATE OF ANALYSIS

Grade of Product: EPA Protocol

Part Number: E04NI99E15A01D3 Reference Number: 122-402135167-1
Cylinder Number: EB0143262 Cylinder Volume: 144.4 CF
Laboratory: 124 - Durham (SAP) - NC Cylinder Pressure: 2015 PSIG
PGVP Number: B22021 Valve Outlet: 650
Gas Code: CO,NO,NOX,SO2,BALN Certification Date: Jun 21, 2021

Expiration Date: Jun 21, 2024

Certification performed in accordance with "EPA Traceability Protocol for Assay and Certification of Gaseous Calibration Standards (May 2012)" document EPA 800R-12/931, using the assay procedures listed. Analytical Methodology does not require correction for analytical interference. This cylinder has a total analytical uncertainty as stated below with a confidence level of 95%. There are no significant impurities which affect the use of this calibration mixture. All concentrations are on a mole/mole basis unless otherwise noted.

Do Not Use This Cylinder below 100 psig, i.e. 0.7 megapascals.

Component	Requested Concentration	Actual Concentration	Protocol Method	Total Relative Uncertainty	Assay Dates
NOX	45.00 PPM	45.96 PPM	G1	+/- 1.4% NIST Traceable	08/14/2021, 08/21/2021
NITRIC OXIDE	45.00 PPM	45.94 PPM	G1	+/- 1.4% NIST Traceable	08/14/2021, 08/21/2021
SULFUR DIOXIDE	45.00 PPM	44.98 PPM	G1	+/- 1.0% NIST Traceable	08/14/2021, 08/21/2021
CARBON MONOXIDE	1000 PPM	984.8 PPM	G1	+/- 0.7% NIST Traceable	08/14/2021
NITROGEN	Balance				

Type	Lot ID	Cylinder No	Concentration	Uncertainty	Expiration Date
NTRM	20081120	CC708098	48.82 PPM NITRIC OXIDE/NITROGEN	+/- 1.0%	Feb 02, 2025
PRM	12386	D685025	9.91 PPM NITROGEN DIOXIDE/AIR	+/- 2.0%	Feb 20, 2020
GMIS	401423838102	CC505681	4.348 PPM NITROGEN DIOXIDE/NITROGEN	+/- 2.1	Feb 18, 2023
NTRM	16011043	CC473277	49.02 PPM SULFUR DIOXIDE/NITROGEN	+/- 0.8%	Jun 17, 2022
NTRM	14060119	CC434277	990.9 PPM CARBON MONOXIDE/NITROGEN	+/- 0.6%	Nov 15, 2025

Instrument/Make/Model	Analytical Principle	Last Multipoint Calibration
Nicolet 6700 AHR0801333 CO	FTIR	Jun 03, 2021
Nicolet 6700 AHR0801333 NO	FTIR	Jun 03, 2021
Nicolet 6700 AHR0801333 NO2	FTIR	Jun 03, 2021
Nicolet 6700 AHR0801333 SO2	FTIR	Jun 03, 2021

Triad Data Available Upon Request

NOTES: PO #5221002807

GROSS WT: 28.40kg

NET WT: 4.73kg

The analytical test results reported on this certificate relate only to the cylinder number specified above. This concludes the test report.

Approved for Release



CERT 3002.01

เอกสารไม่ควบคุม

Page 1 of 1

เอกสารไม่ควบคุม

MULTI-POINT GAS TEST REPORT

Test Date : Feb 8, 2023

Equipment : Hydrocarbon Analyzer Model : APHA-370
Manufacturer : HORIBA Serial Number : R4TFBXS

Standard Gas Concentration
Sulphur Dioxide (SO₂) : PPM
Nitric Oxide (NO) : PPM
Methane (CH₄) : 39.8 PPM
Carbon Monoxide (CO) : PPM
Cylinder No. : D824432
Expiration Date : Aug 4, 2028

Dilutor Detail
Manufacturer :
Model :
Serial Number :

Multi-point gas test data

Level	Reference Value (ppm)	Analyzer Display (ppm)	Difference Error	Percent Error	[% Error]
Level 1	Zero	0.00	0.97	0.97	0.97
Level 2	60.00%	40.00	39.22	-0.78	-1.99
Remark : Measuring Range 50.00 ppm			Average Difference (%) 1.48		
Acceptable Limit $\pm 5\%$					

Multi-Point Gas Test Chart

Calculate by :
8 Feb 2023

Approve by :
8 Feb 2023

Page 1 of 1

เอกสารไม่ควบคุม

MULTI-POINT GAS TEST REPORT

Test Date : Feb 8, 2023

Equipment : Hydrocarbon Analyzer Model : APHA-370
Manufacturer : HORIBA Serial Number : GAL13KSE

Standard Gas Concentration
Sulphur Dioxide (SO₂) : PPM
Nitric Oxide (NO) : PPM
Methane (CH₄) : 39.8 PPM
Carbon Monoxide (CO) : PPM
Cylinder No. : D824432
Expiration Date : Aug 4, 2028

Dilutor Detail
Manufacturer :
Model :
Serial Number :

Multi-point gas test data

Level	Reference Value (ppm)	Analyzer Display (ppm)	Difference Error	Percent Error	[% Error]
Level 1	Zero	0.00	0.54	0.54	0.54
Level 2	60.00%	40.00	38.78	-1.22	-3.15
Remark : Measuring Range 50.00 ppm			Average Difference (%) 1.84		
Acceptable Limit $\pm 5\%$					

Multi-Point Gas Test Chart

Calculate by :
8 Feb 2023

Approve by :
8 Feb 2023

Page 1 of 1

เอกสารไม่ควบคุม



Airgas Specialty Gases
Airgas USA, LLC
6141 Easton Road
Bldg 1
Plumsteadville, PA 19449
Airgas.com

CERTIFICATE OF ANALYSIS

Grade of Product: EPA Protocol

Part Number: E03A199E15A006C Reference Number: 160-401908379-1
Cylinder Number: CC143232 Cylinder Volume: 144.0 CF
Laboratory: 124 - Plumsteadville - PA Cylinder Pressure: 2018 PSIG
PGVP Number: A12020 Valve Outlet: 590
Gas Code: CH4,PPN,BALA Certification Date: Oct 16, 2020

Expiration Date: Oct 16, 2028

Certification performed in accordance with "EPA Traceability Protocol for Assay and Certification of Gaseous Calibration Standards (May 2012)" document EPA 800R-12/531, using the assay procedures listed. Analytical Methodology does not require correction for analytical interference. This cylinder has a total analytical uncertainty as stated below with a confidence level of 95%. There are no significant impurities which affect the use of this calibration mixture. All concentrations are on a mole/mole basis unless otherwise noted.
Do Not Use This Cylinder below 100 psig. i.e. 0.7 megapascals

ANALYTICAL RESULTS					
Component	Requested Concentration	Actual Concentration	Protocol Method	Total Relative Uncertainty	Assay Dates
METHANE	4000 PPM	4019 PPM	G1	+/- 1.0% NIST Traceable	10/09/2020
PROPANE	4000 PPM	4008 PPM	G1	+/- 0.7% NIST Traceable	10/09/2020
AIR	Balance				

CALIBRATION STANDARDS					
Type	Lot ID	Cylinder No	Concentration	Uncertainty	Expiration Date
NTRM	02010405	K010090	4976 PPM PROPANE/NITROGEN	+/- 0.6%	Dec 02, 2021
NTRM	170608	CC160290	0.967 % METHANE/NITROGEN	+/- 0.4%	Aug 22, 2023

ANALYTICAL EQUIPMENT		
Instrument/Make/Model	Analytical Principle	Last Multipoint Calibration
MKS FTR - CH4 - 000928781	FTR	Oct 14, 2020
Nicolet 6700 APW1100391 C3H8	FTIR	Sep 18, 2020

Triad Data Available Upon Request

NOTES: NET WEIGHTS: 4.865kg
GROSS WEIGHTS: 27.385kg
PO#: 5220003825



เอกสารไม่ควบคุม



CALIBRATION LABORATORY CO., LTD.

2/10-11, 14, 55 Soi Prasert Manukit 29 Yaek 4, Prasert Manukit Rd., Ladphras, Bangkok 10230
Tel. 02-578-0353-4 Fax: 02-578-2672 www.calibrationlab.com E-mail: sae@calibrationlab.com



CERTIFICATE OF CALIBRATION

FOR

NOMENCLATURE : VIBRATION METER
MANUFACTURER : INSTANTEL
MODEL / TYPE : 721A2501/721A2901
SERIAL NO. : UM13368/UM13368
CLID. NO. : 251900391
JOB CONTROL NO. : 230211015868

CUSTOMER : UNITED ANALYST AND ENGINEERING CONSULTANT CO., LTD.
81 SOI UDOMSUK 41, SUKHUMVIT ROAD,
BANGCHAK, PHRAKHANONG, BANGKOK 10260

DATE OF RECEIVED : 11 February 2023

DATE OF ISSUED : 14 February 2023

Report of calibration screening must not be taken in part. Except complete. Without the approval of the Calibration Laboratory Co., Ltd.

Calibrated By : Suwit Phuanbusabong
Calibration Engineer

Approved By : Mongkol Yotsoontorn
Authorized Signatory
14 February 2023



This Calibration Certificate documents the traceability to national standards, which realize the units of measurement according to the International System of Units (SI).

Certificate No. Q23015868

F3-011-04/01-12

Page 1 of 4

เอกสารไม่ควบคุม





REPORT OF CALIBRATION

FOR

NOMENCLATURE : VIBRATION METER
MANUFACTURER : INSTANTEL
MODEL / TYPE : 721A2501/721A2901
SERIAL NO. : UMI13368/UMI13368
DATE OF CALIBRATION : 13 February 2023

ENVIRONMENT CONDITIONS :

Temperature : $(23 \pm 2) ^\circ\text{C}$ Relative Humidity : $(55 \pm 15) \% \text{RH}$

PROCEDURE USED :

This instrument was calibrated under procedure No. CLC-CPEE-08 based on ISO 16063-21 as calibration guideline.
The calibration was performed by using Digital Multimeter, High Resolution Programmable Timer/Counter, Accelerometer and Measuring Amplifier which maintained by the Calibration Laboratory Co., Ltd.

REFERENCE STANDARD USED :

1. Digital Multimeter, Wavetek Model 1281 S/N. 29320.
2. High Resolution Programmable Timer/Counter, Philips Model PM6680B S/N. SM607101.
3. Accelerometer with Measuring Amplifier, Bruel & Kjaer Model 8305, 2525 S/N. 39701R, 2434988.

TRACEABILITY :

1. The measurements are traceable to International System of Units (SI), through Aeronautical Radio of Thailand Ltd. Certificate No. 05-0207/21, Due Date 31 May 2023.
2. The measurements are traceable to International System of Units (SI), through Aeronautical Radio of Thailand Ltd. Certificate No. 07-0001/22, Due Date 22 February 2023.
3. The measurements are traceable to International System of Units (SI), through National Institute of Metrology (Thailand) Certificate No. AV-0009-22, Due Date 22 June 2023.

UNCERTAINTY :

The reported expanded uncertainty of measurement is stated as the standard uncertainty of measurement multiplied by the coverage factor $k=2$, which for a normal distribution corresponds to a coverage probability of approximately 95%. It has been evaluated according to the "Evaluation of the Uncertainty of Measurement in Calibration (EA-4/02 M-2022)"

Certificate No. Q23015868

F3-011-04/01-12

page 2 of 4



เอกสารไม่ควบคุม

CONDITION OF CALIBRATION ITEM : GOOD

MEASUREMENT RESULTS : (X) without adjustment () adjustment

CALIBRATION DATA

1. ACCELERATION RESULT

Test point		Mode	STD Reading	DUC Reading	Correction	Uncertainty
(g)	(frequency)		(g)	(g)	(g)	\pm (% of rdg.)
0.3	50 Hz	peak	0.300	0.302	-0.002	1.9
0.4	50 Hz		0.400	0.404	-0.004	1.9
0.5	50 Hz		0.500	0.506	-0.006	1.3
0.6	50 Hz		0.600	0.608	-0.008	1.3
0.7	50 Hz		0.700	0.710	-0.010	1.3
0.3	100 Hz	peak	0.300	0.303	-0.003	1.9
0.4	100 Hz		0.400	0.405	-0.005	1.9
0.5	100 Hz		0.500	0.507	-0.007	1.3
0.6	100 Hz		0.600	0.609	-0.009	1.3
0.7	100 Hz		0.700	0.710	-0.010	1.3

2. VELOCITY RESULT

Test point		Mode	STD Reading	DUC Reading	Correction	Uncertainty
(mm/s)	(frequency)		(mm/s)	(mm/s)	(mm/s)	\pm (% of rdg.)
3	50 Hz	peak	3.000	3.022	-0.022	1.8
4	50 Hz		4.000	4.033	-0.033	1.8
5	50 Hz		5.000	5.043	-0.043	1.8
6	50 Hz		6.000	6.051	-0.051	1.8
7	50 Hz		7.000	7.067	-0.067	1.8
3	100 Hz	peak	3.000	3.023	-0.023	1.8
4	100 Hz		4.000	4.031	-0.031	1.8
5	100 Hz		5.000	5.043	-0.043	1.8
6	100 Hz		6.000	6.051	-0.051	1.8
7	100 Hz		7.000	7.063	-0.063	1.8

Certificate No. Q23015868

F3-011-04/01-12

page 3 of 4



เอกสารไม่ควบคุม



CALIBRATION DATA

3. DISPLACEMENT RESULT

Test point		Mode	STD Reading	DUC Reading	Correction	Uncertainty
(mm)	(frequency)		(mm)	(mm)	(mm)	\pm (% of rdg.)
*0.03	50 Hz	peak	0.030	0.030	0.000	2.1
*0.04	50 Hz		0.040	0.040	0.000	1.7
*0.05	50 Hz		0.050	0.050	0.000	1.5
*0.06	50 Hz		0.060	0.060	0.000	1.3
*0.07	50 Hz		0.070	0.071	-0.001	1.4
0.03	100 Hz	peak	0.030	0.030	0.000	2.1
0.04	100 Hz		0.040	0.040	0.000	1.7
0.05	100 Hz		0.050	0.050	0.000	1.5
0.06	100 Hz		0.060	0.061	-0.001	1.3
0.07	100 Hz		0.070	0.071	-0.001	1.2

Note. * means Calibrations marked * Not ANAB Accredited * in this Certificate have been included for completeness.

The Scope of Accredited ANAB Certificate No. ACDM-2814 Version 008 Page 1 of 58

This report is valid for the above stated instrument/s only.

End of Certificate

Certificate No. Q23015868

F3-011-04/01-12

page 4 of 4



เอกสารไม่ควบคุม

INNOVATIVE INSTRUMENT CALIBRATION LAB
INNOVATIVE INSTRUMENT CO., LTD. HEAD OFFICE
T-139 MOO 13, SOI SUTINAKORN 11 TAMBON BANG KAO,
AMPHOE BANG PHU SAMUT PRAKAN PROVINCE 10540 THAILAND
TEL: 0600-2110-5860-1 FAX: 0600-2110-7140



Page 1 of 2

Certificate of Calibration

Customer

Name : UNITED ANALYST AND ENGINEERING CONSULTANT
CO., LTD.
Address : 81 Soi Udomsak 41, Sukhumvit Road, Bangchak,
Prakanong, Bangkok 10260

Certificate No : 22-ACT-405
Request No : Req-2022-1080

Unit Under Calibration Details

Measurement item : Acoustic Calibrator
Manufacturer : SVANTEK
Model : SV 35A
Serial Number : 73246
ID : UAE.EFM.104/2561
Class : 1
Range : 94, 114 dB / 1000 Hz
Instrument Status : Used

Calibration Environment and Details

Temperature : $(23 \pm 2) ^\circ\text{C}$
Humidity : $(50 \pm 20) \% \text{RH}$
Barometric Pressure : $(1013 \pm 0.0) \text{ hPa}$
Received Date : 15 June 2022
Calibration Date : 1 July 2022
Location of Calibration : LAB 1 Acoustic
Calibration Procedure : In-house method CP-ACT-02 based on IEC 60942:2017 Electroacoustics - Sound calibrators

Reference Standard	Model	Serial Number	Traceable	Due Calibration
Sound Calibrator	SV 35A	58079	EET	31 May 2023
THD Multimeter	2015	1047765	NIMT	2 February 2023

Traceability : This certificate provides traceability of measurement to recognized national standard, and to the realization of the international System of Units (SI).

Note

The reported uncertainty is based on standard uncertainty multiplied by the Coverage Factor $k=2$, providing a level of confidence approximately 95%.

Calibrated By :

Mr. Noppadon Luangart
Service Calibration Engineer

Approved By :

Mr. Pacit Mathavorn
Calibration Engineer Supervisor

Issue Date : 1 July 2022

The results related only to the item calibrated. The certificate shall not be reproduced except in full, without written approval of the Issuing Calibration Laboratory.

เอกสารไม่ควบคุม

Certificate No : 22-ACT-405

Request No : Req-2022-1080

Sound pressure level

Calibration Results : Without Adjustment

Calibration Range (dB)	Without Adjustment (dB)		Adjustment (dB)		Uncertainty (± dB)	Acceptance limit Class 1 (± dB)
	Measured	Error	Measured	Error		
94 dB / 1000 Hz	93.80	-0.20	-	-	0.12	0.25
114 dB / 1000 Hz	113.77	-0.23	-	-	0.11	0.25

Frequency of Sound pressure level

Calibration Range (Hz)	Without Adjustment		Adjustment		Uncertainty (± %)	Acceptance limit Class 1 (± %)
	Measured (Hz)	Error (%)	Measured (Hz)	Error (%)		
94 dB / 1000 Hz	1000.00	0.00	-	-	0.10	0.70
114 dB / 1000 Hz	1000.00	0.00	-	-	0.10	0.70

Total Harmonic Distortion plus Noise of Sound pressure level (THD+N %)

Calibration Range (Hz)	Without Adjustment	Adjustment	Uncertainty (± %)	Acceptance limit Class 1 (± %)
	Measured (%)	Measured (%)		
94 dB / 1000 Hz	0.09	-	0.40	2.5
114 dB / 1000 Hz	0.31	-	0.40	2.5

Note :

- Acceptance limit was IEC60942:2017 Class 1
- The calibration results exclude the calibrator pressure correction
- The calibration results exclude the microphone volume correction

End of Calibration

The results related only to the item calibrated. The certificate shall not be reproduced except in full, without written approval of the Innovative Instrument Co., Ltd.
เอกสารไม่ควบคุม

Certificate of Calibration

Customer

Name : UNITED ANALYST AND ENGINEERING CONSULTANT CO.,LTD.
Address : 81 Soi Udomsak 41, Sukhumvit Road, Bangchak, Prakanong, Bangkok
10260

Certificate No : 22-ACT-101
Request No : Req-2022-0231

Unit Under Calibration Details

Measurement item : Sound Level Meter
Manufacturer : LARSON DAVIS
Model : LxT2
Serial Number : 0005405
ID : UAE EFM.041/2564
Resolution : 0.1 dB
Microphone Class : 2
Microphone Model : 375A04
Microphone S/N : 329360
Preamplifier Model : PRMLXT2C
Preamplifier S/N : 073800
Instrument Status : Used

Calibration Environment and Details


Temperature : 23 °C ± 2 °C
Humidity : 50 %RH ± 20 %RH
Barometric Pressure : 1013 hPa ± 10 hPa
Received Date : 31 January 2022
Calibrated Date : 11 February 2022
Calibration Procedure : In-house method CP-SLM-01 based on IEC 61672-3 : 2013 Electroacoustics - Sound level meters - Part 3: Periodic tests
Location of Calibration : Lab Acoustic


Reference Standard

Instrument	Brand	Model	SN.	Due calibration	Traceability
Standard Microphone	GRAS	40AN	188273	15 September 2022	GRAS
Multifrequency Calibrator	Quest	Quest-cal	EFA000234	14 June 2022	TSI
Audio Generator	SvanteK	Svan401	131	18 October 2022	WK Electric

Note

The reported uncertainty is based on standard uncertainty multiplied by the Coverage Factor $k = 2$, providing a level of confidence approximately 95 %.

Calibrated By : 
Mr. Pichayon Luangrat
Calibration Officer

Approved By : 
Mr. Pacit Mathavorn
Calibration Engineer Supervisor
Issue Date : 11 February 2022

The results related only to the item calibrated. The certificate shall not be reproduced except in full, without written approval of the Innovative Instrument Co., Ltd.

FM-708-SLM-01 Rev.0 Issue date 01/07/11

เอกสารไม่ควบคุม

Certificate No : 22-ACT-101

Request No : Req-2022-0231

1. Indication at the calibration check frequency

UUC Setting	Nominal Level	Before Adjust		Adjust		UNCERTAINTY (± dB)	Acceptance Limit (± dB)
		UUC (dB)	ERR (dB)	UUC (dB)	ERR (dB)		
FAST / A / 37-139							
Calibrator Setting	(dB)	(dB)	(dB)	(dB)	(dB)	(± dB)	(± dB)
1000 Hz 114.00 dB	113.85	113.9	+0.05	113.9	0.05	0.20	0.3

Note : Absolute sensitivity was established by the use of Sound Calibrator Brand SVANTEK, Model SV 35A, SN.58079

2. Self-generated noise, Microphone installed

UUC Setting	Measured (dB)	UNCERTAINTY (± dB)
FAST / 37-139		
UUC Weighting	(dB)	(± dB)
A	27.3	0.10

3. Self-generated noise, Microphone replaced by the electrical input signal device

UUC Setting	Measured (dB)	UNCERTAINTY (± dB)
FAST / 37-139		
UUC Weighting	(dB)	(± dB)
A	27.6	0.10
C	27.3	0.10
Z	33.2	0.10

4. Acoustic signal test of frequency weightings (Without Windscreen)

UUC Setting	Deviation from various Frequency Weighting Response curve			UNCERTAINTY (± dB)	Acceptance Limit (± dB)
	A	C	Z		
FAST / 37-139	(dB)	(dB)	(dB)	(± dB)	(± dB)
STD Setting	(dB)	(dB)	(dB)	(± dB)	(± dB)
125 Hz	0.0	0.1	0.1	0.50	2.0
1000 Hz	0.0	0.0	0.0	0.60	1.0
4000 Hz	0.2	0.2	0.2	0.60	3.0
8000 Hz	-0.1	-0.1	0.0	0.70	5.0

The results related only to the item calibrated. The certificate shall not be reproduced except in full, without written approval of the Innovative Instrument Co., Ltd.

FM-708-SLM-01 Rev.0 Issue date 01/07/11

เอกสารไม่ควบคุม

Certificate No : 22-ACT-101

Request No : Req-2022-0231

5. Electrical signal test of frequency weightings, Weighting network response with relative to 1 kHz

UUC Setting	Deviation from various Frequency Weighting Response curve			UNCERTAINTY (± dB)	Acceptance Limit (± dB)
	A (dB)	C (dB)	Z (dB)		
FAST / 37-139					
STD Setting	(dB)	(dB)	(dB)	(± dB)	(± dB)
63 Hz	-0.2	0.0	0.0	0.2	2.0
125 Hz	-0.1	0.0	0.0		1.5
250 Hz	-0.1	0.0	0.0		1.5
500 Hz	-0.1	0.0	0.0		1.5
1000 Hz	0.0	0.0	0.0		1.0
2000 Hz	0.0	0.0	0.0		2.0
4000 Hz	0.0	0.0	0.0		3.0
8000 Hz	0.0	0.0	0.0		5
16000 Hz	-0.1	-0.1	-0.1		+5, -INF.

6. Frequency and time weightings at 1kHz

UUC Setting	STD REF	Measured		UNCERTAINTY (± dB)	Acceptance Limit (± dB)
		UUC (dB)	ERR (dB)		
FAST / 37-139	(dB)	(dB)	(dB)	(± dB)	(± dB)
UUC Weighting	(dB)	(dB)	(dB)	(± dB)	(± dB)
A	114.00	114.0	0.0	0.2	0.2
C	114.00	114.0	0.0		0.2
Z	114.00	114.0	0.0		0.2

UUC Setting	STD REF	Measured		UNCERTAINTY (± dB)	Acceptance Limit (± dB)
		UUC (dB)	ERR (dB)		
37-139 / A	(dB)	(dB)	(dB)	(± dB)	(± dB)
UUC Time Response	(dB)	(dB)	(dB)	(± dB)	(± dB)
Fast	114.00	114.0	0.0	0.2	0.1
Slow	114.00	114.0	0.0		0.1
Leq	114.00	114.0	0.0		0.1

The results related only to the item calibrated. The certificate shall not be reproduced except in full, without written approval of the Innovative Instrument Co., Ltd.

FM-708-SLM-01 Rev.0 Issue date 01/07/11

เอกสารไม่ควบคุม

Certificate No : 22-ACT-101
Request No : Req-2022-0231

7. Long Term Stability

UUC Setting	Measured	UNCERTAINTY	Acceptance
FAST / A / 37-139	UUC		Limit
STD Setting	(dB)	(± dB)	(± dB)
Initial	114.0		
Final	114.0		
Deviated	0.0	0.1	0.3

8. Level linearity on the reference level range

UUC Setting	Anticipated	Deviation	UNCERTAINTY	Acceptance
FAST / A / 37-139	REF	UUC	ERR	Limit
STD dB	(dB)	(dB)	(dB)	(± dB)
139.00	139	139.0	0.0	1.1
134.00	134	134.0	0.0	1.1
129.00	129	129.0	0.0	1.1
124.00	124	124.0	0.0	1.1
119.00	119	119.0	0.0	1.1
114.00	114	114.0	0.0	1.1
109.00	109	109.0	0.0	1.1
104.00	104	104.0	0.0	1.1
99.00	99	99.0	0.0	1.1
94.00	94	93.9	-0.1	1.1
89.00	89	88.9	-0.1	1.1
84.00	84	83.9	-0.1	1.1
79.00	79	78.9	-0.1	1.1
74.00	74	74.0	0.0	1.1
69.00	69	69.0	0.0	1.1
64.00	64	64.1	0.1	1.1
59.00	59	59.0	0.0	1.1
54.00	54	54.0	0.0	1.1
49.00	49	49.0	0.0	1.1
44.00	44	44.1	0.1	1.1
39.00	39	39.3	0.3	1.1
38.00	38	38.4	0.4	1.1

The results related only to the item calibrated. The certificate shall not be reproduced except in full, without written approval of the Innovative Instrument Co., Ltd.

FM-506-SLM-01 Rev.0 Issue date 01/07/18

เอกสารไม่ควบคุม

Certificate No : 22-ACT-101
Request No : Req-2022-0231

9. Level linearity including the level range control

UUC Setting	STD	Measured	UNCERTAINTY	Acceptance
FAST / A	REF	UUC	ERR	Limit
UUC Range	(dB)	(dB)	(dB)	(± dB)
37-139	43.9	43.6	-0.3	1.1
	114	114.0	0.0	1.1

10. Tone burst response

UUC Setting	STD	Anticipated	Measured	UNCERTAINTY	Acceptance
A / 37-139	Toneburst	Ref	UUC	ERR	Limit
UUC Time Response	(ms)	(dB)	(dB)	(dB)	(± dB)
Fast	200	135.0	134.9	-0.1	1
	2	118.0	117.6	-0.4	+1.0, -2.5
	0.25	109.0	108.8	-0.2	+1.5, -5.0
Slow	200	128.6	128.5	-0.1	1
	2	109.0	108.8	-0.2	+1.0, -5.0
SEL	200	129.0	129.0	0.0	1
	2	109.0	109.0	0.0	+1.0, -2.5
	0.25	100.0	100.0	0.0	+1.5, -5.0

11. Peak C Sound level

UUC Setting	Anticipated	Measured	UNCERTAINTY	Acceptance
FAST / C / 95-142	REF	UUC	ERR	Limit
STD Setting	(dB)	(dB)	(dB)	(± dB)
Complete cycle	137.4	136.7	-0.70	3.0
Positive half cycle	136.4	136.2	-0.20	2.0
Negative half cycle	136.4	136.2	-0.20	2.0

The results related only to the item calibrated. The certificate shall not be reproduced except in full, without written approval of the Innovative Instrument Co., Ltd.

FM-506-SLM-01 Rev.0 Issue date 01/07/18

เอกสารไม่ควบคุม

Certificate No : 22-ACT-101
Request No : Req-2022-0231

12. Overload indication

UUC Setting	Measured	UNCERTAINTY	Acceptance
FAST / A / 37-139	UUC		Limit
STD Setting	(dB)	(± dB)	(± dB)
Positive one-half cycle	141.8		
Negative one-half cycle	141.9		
Deviated	-0.1	0.2	1.5

13. High Level Stability

UUC Setting	Measured	UNCERTAINTY	Acceptance
FAST / A / 37-139	UUC		Limit
STD Setting	(dB)	(± dB)	(± dB)
Initial	138.0		
Final	138.0		
Deviated	0.0	0.1	0.3

End of Certificate

Certificate of Calibration

Customer
Name : UNITED ANALYST AND ENGINEERING CONSULTANT CO.,LTD.
Address : 81 Soi Udomsak 41, Sukhumvit Road, Bangchak, Prakanong, Bangkok 10260
Certificate No : 22-ACT-037
Request No : Req-2022-0096

Unit Under Calibration Details

Measurement item : Sound Level Meter
Manufacturer : LARSON DAVIS
Model : LxT2
Serial Number : 0005407
ID : UAE.EFM.043/2564
Resolution : 0.1 dB
Microphone Class : 2
Microphone Model : 375A04
Microphone S/N : 329558
Preamplifier Model : PRMLxT2C
Preamplifier S/N : 073802
Instrument Status : Used

Calibration Environment and Details


Temperature : 23 °C ± 2 °C
Humidity : 50 %RH ± 20 %RH
Barometric Pressure : 1013 hPa ± 10 hPa
Received Date : 14 January 2022
Calibrated Date : 21 January 2022
Calibration Procedure : In-house method CP-SLM-01 based on IEC 61672-3 : 2013 Electroacoustics - Sound level meters - Part 3: Periodic tests
Location of Calibration : Lab Acoustic


Reference Standard

Instrument	Brand	Model	S/N.	Due calibration	Traceability
Standard Microphone	GRAS	40AN	188273	15 September 2022	GRAS
Multifrequency Calibrator	Quest	Quest-cal	EFA060234	14 June 2022	TSE
Audio Generator	Svante	Svan401	331	18 October 2022	WK Electric

Note

The reported uncertainty is based on standard uncertainty multiplied by the Coverage Factor $k = 2$, providing a level of confidence approximately 95 %.

Calibrated By : 
Mr. Noppadol Luangrat
Calibration Officer

Approved By : 
Mr. Paei Mathavorn
Calibration Engineer Supervisor
Issue Date : 21 January 2022

The results related only to the item calibrated. The certificate shall not be reproduced except in full, without written approval of the Innovative Instrument Co., Ltd.

FM-506-SLM-01 Rev.0 Issue date 01/07/18

เอกสารไม่ควบคุม

The results related only to the item calibrated. The certificate shall not be reproduced except in full, without written approval of the Innovative Instrument Co., Ltd.

FM-506-SLM-01 Rev.0 Issue date 01/07/18

เอกสารไม่ควบคุม

Certificate No : 22-ACT-037
Request No : Req-2022-0096

1. Indication at the calibration check frequency

UUC Setting	Nominal	Before Adjust		Adjust		UNCERTAINTY	Acceptance
FAST / A / 37-139	Level	UUC	ERR	UUC	ERR	(± dB)	Limit
Calibrator Setting	(dB)	(dB)	(dB)	(dB)	(dB)		
1000 Hz 114.00 dB	113.85	113.9	+0.05	113.9	0.05	0.20	0.3

Note : Absolute sensitivity was established by the use of Sound Calibrator Brand SVANTEK, Model SV 35A, SN.58079

2. Self-generated noise, Microphone installed

UUC Setting	Measured	UNCERTAINTY
FAST / 37-139		
Calibrator Setting	(dB)	(± dB)
A	29.0	0.10

3. Self-generated noise, Microphone replaced by the electrical input signal device

UUC Setting	Measured	UNCERTAINTY
FAST / 37-139		
UUC Weighting	(dB)	(± dB)
A	28.8	0.10
C	28.1	0.10
Z	32.8	0.10

4. Acoustic signal test of frequency weightings

(Without Windscreen)

UUC Setting	Deviation from various Frequency Weighting Response curve			UNCERTAINTY	Acceptance
FAST / 37-139	A	C	Z	(± dB)	Limit
STD Setting	(dB)	(dB)	(dB)	(± dB)	(± dB)
125 Hz	0.0	0.1	0.1	0.50	2.0
1000 Hz	0.0	0.0	0.0	0.60	1.0
4000 Hz	0.0	0.1	0.1	0.60	3.0
8000 Hz	-0.5	-0.5	-0.4	0.70	5.0

The results related only to the item calibrated. The certificate shall not be reproduced except in full, without written approval. เอกสารไม่ควบคุม

Certificate No : 22-ACT-037
Request No : Req-2022-0096

5. Electrical signal test of frequency weightings, Weighting network response with relative to 1 kHz

UUC Setting	Deviation from various Frequency Weighting Response curve			UNCERTAINTY	Acceptance
FAST / 37-139	A	C	Z	(± dB)	Limit
STD Setting	(dB)	(dB)	(dB)	(± dB)	(± dB)
63 Hz	-0.2	-0.1	0.0	0.2	2.0
125 Hz	-0.1	0.0	0.0		1.5
250 Hz	-0.1	0.0	0.0		1.5
500 Hz	-0.1	0.0	0.0		1.5
1000 Hz	0.0	0.0	0.0		1.0
2000 Hz	0.0	0.0	0.0		2.0
4000 Hz	0.0	0.0	0.0		3.0
8000 Hz	-0.1	-0.1	0.0		5
16000 Hz	-0.1	-0.1	-0.1		+5, -INF

6. Frequency and time weightings at 1kHz

UUC Setting	STD	Measured		UNCERTAINTY	Acceptance
FAST / 37-139	REF	UUC	ERR	(± dB)	Limit
UUC Weighting	(dB)	(dB)	(dB)	(± dB)	(± dB)
A	114.00	114.0	0.0	0.2	0.2
C	114.00	114.0	0.0		0.2
Z	114.00	114.0	0.0		0.2

UUC Setting	STD	Measured		UNCERTAINTY	Acceptance
37-139 / A	REF	UUC	ERR	(± dB)	Limit
UUC Time Response	(dB)	(dB)	(dB)	(± dB)	(± dB)
Fast	114.00	114.0	0.0	0.2	0.1
Slow	114.00	114.0	0.0		0.1
Leq	114.00	114.0	0.0		0.1

The results related only to the item calibrated. The certificate shall not be reproduced except in full, without written approval. เอกสารไม่ควบคุม

Certificate No : 22-ACT-037
Request No : Req-2022-0096

7. Long Term Stability

UUC Setting	Measured	UNCERTAINTY	Acceptance
FAST / A / 37-139	UUC	(± dB)	Limit
STD Setting	(dB)	(± dB)	(± dB)
Initial	114.0		
Final	114.0		
Deviated	0.0		

8. Level linearity on the reference level range

UUC Setting	Anticipated	Deviation		UNCERTAINTY	Acceptance
FAST / A / 37-139	REF	UUC	ERR	(± dB)	Limit
STD dB	(dB)	(dB)	(dB)	(± dB)	(± dB)
139.00	139	139.0	0.0	0.3	1.1
134.00	134	134.0	0.0		1.1
129.00	129	129.0	0.0		1.1
124.00	124	124.0	0.0		1.1
119.00	119	119.0	0.0		1.1
114.00	114	114.0	0.0		1.1
109.00	109	109.0	0.0		1.1
104.00	104	104.0	0.0		1.1
99.00	99	99.0	0.0		1.1
94.00	94	93.9	-0.1		1.1
89.00	89	88.9	-0.1		1.1
84.00	84	83.9	-0.1		1.1
79.00	79	78.9	-0.1		1.1
74.00	74	73.9	-0.1		1.1
69.00	69	69.0	0.0		1.1
64.00	64	64.0	0.0		1.1
59.00	59	59.0	0.0		1.1
54.00	54	54.0	0.0		1.1
49.00	49	49.0	0.0		0.8
44.00	44	44.1	0.1		1.1
39.00	39	39.4	0.4		1.1
34.00	34	34.5	0.5		1.1
37.00	37	37.6	0.6		1.1

The results related only to the item calibrated. The certificate shall not be reproduced except in full, without written approval. เอกสารไม่ควบคุม

Certificate No : 22-ACT-037
Request No : Req-2022-0096

9. Level linearity including the level range control

UUC Setting	STD	Measured		UNCERTAINTY	Acceptance
FAST / A	REF	UUC	ERR	(± dB)	Limit
UUC Range	(dB)	(dB)	(dB)	(± dB)	(± dB)
37-139	44.1	44.2	0.1	0.3	1.1
	114	114.0	0.0		1.1

10. Tone burst response

UUC Setting	STD	Anticipated	Measured		UNCERTAINTY	Acceptance
A / 37-139	Toneburst	Ref	UUC	ERR	(± dB)	Limit
UUC Time Response	(ms)	(dB)	(dB)	(dB)	(± dB)	(± dB)
Fast	200	135.0	135.0	0.0	0.3	1
	2	118.0	117.7	-0.3		+1.0, -2.5
	0.25	109.0	108.8	-0.2		+1.5, -5.0
Slow	200	128.6	128.5	-0.1		1
	2	109.0	108.9	-0.1		+1.0, -5.0
	200	129.0	129.1	+0.1		1
SEL	2	109.0	108.9	-0.1		+1.0, -2.5
	0.25	100.0	100.0	0.0		+1.5, -5.0

11. Peak C Sound level

UUC Setting	Anticipated	Measured		UNCERTAINTY	Acceptance
FAST / C / 95-142	REF	UUC	ERR	(± dB)	Limit
STD Setting	(dB)	(dB)	(dB)	(± dB)	(± dB)
Complete cycle	137.4	136.8	-0.60	0.2	3.0
Positive half cycle	136.4	136.1	-0.30		2.0
Negative half cycle	136.4	136.2	-0.20		2.0

The results related only to the item calibrated. The certificate shall not be reproduced except in full, without written approval. เอกสารไม่ควบคุม

Certificate No : 22-ACT-037

Request No : Req-2022-0096

12. Overload indication

UUC Setting	Measured	UNCERTAINTY	Acceptance Limit
FAST / A / 37-139	UUC		
STD Setting	(dB)	(± dB)	(± dB)
Positive one-half cycle	142.9		
Negative one-half cycle	142.9		
Deviated	0.0	0.2	1.5

13. High Level Stability

UUC Setting	Measured	UNCERTAINTY	Acceptance Limit
FAST / A / 37-139	UUC		
STD Setting	(dB)	(± dB)	(± dB)
Initial	138.0		
Final	138.0		
Deviated	0.0	0.1	0.3

End of Certificate

List of Instrument/Equipment Certification for Quality Analysis.

No.	Instrument/Equipment	Parameter	Manufacturer	Model / Serial No.	Calibrator	Certification No.	Date of Calibration	Due date of Calibration*	Remark
Laboratory Instrument/Equipments Water Quality Analysis.									
1	pH Meter	pH Temperature	Mettler-Toledo	Seven Compact S220/ C113432421	National Food Institute, Ministry of Industry, Thailand	2303560-001-1	26 Jun 22	25 Jun 23	-
2	Analytical Balance (Readability 0.01 mg)	Suspended Solids Total Dissolved Solids	Mettler-Toledo	AB204-S/ 1128312528	Technology Promotion Association (Thailand-Japan)	23MM331	7 Apr 23	5 Apr 24	-
3	Hot Air Oven		Memmert	UF55 / B216.1666	Technology Promotion Association (Thailand-Japan)	21TM1409	19 Oct 22	18 Oct 23	-
4	Incubator	Total Coliform Bacteria Fecal Coliform Bacteria	Binder	BD 53 E2/ 13-07343	Technology Promotion Association (Thailand-Japan)	23TM192	15 Feb 23	14 Feb 24	-
5	Incubator		Memmert	IF 75 / D317.0305	Technology Promotion Association (Thailand-Japan)	23TM727	28 Apr 23	26 Apr 24	-
6	Water Bath		Memmert	IN 75 / D317.0307	Technology Promotion Association (Thailand-Japan)	23TM765	27 Apr 23	25 Apr 24	-
7	Water Bath		Memmert	IPP 260 / V616.0066	Technology Promotion Association (Thailand-Japan)	23TM728	28 Apr 23	26 Apr 24	-
8	Analytical Balance		Ohaus	PX623 / C236754745	DKSH Technology Limited	C01223732	9 Dec 22	8 Dec 23	-
9	Auto Clave		ALP	CL-40L / 808	Technology Promotion Association (Thailand-Japan)	23TM763	27 Apr 23	25 Apr 24	-
10	Analytical Balance (Repeatability 0.1 mg)	Fat Oil & Grease	Mettler-Toledo	XPE205 / B748058497	Mettler-Toledo	TH2058-097-040722-ACC-TH	23 Sep 22	22 Sep 23	-

List of Instrument/Equipment Certification for Quality Analysis.

No.	Instrument/Equipment	Parameter	Manufacturer	Model / Serial No.	Calibrator	Certification No.	Date of Calibration	Due date of Calibration*	Remark
Laboratory Instrument/Equipments Water Quality Analysis.									
11	BOD Incubator	BOD	Arco	UC4-1320/ 13URC45013201	Technology Promotion Association (Thailand-Japan)	23TM249	15 Feb 23	14 Feb 24	-
12	Digestor Unit	TKN	FOSS TECATOR	2520/ 91794469	National Food Institute, Ministry of Industry, Thailand	2302413-001	28 Mar 23	26 Mar 24	-
13	Distillation Unit (Kjeldahl Method)		FOSS TECATOR	KT8100 / 91889052	FOSS South East Asia	8411	29 May 23	27 May 24	-

Due Date of Calibration* : Based on the annual calibration plan. At least 1 time per year.

Calibration Certificate

Certificate No.: 2303560-001-01
Client name: UNITED ANALYST AND ENGINEERING CONSULTANT CO., LTD.
Address: 3 Soi Udomsuk 41, Sukhumvit Road,
Bangchack, Prakhonong, Bangkok 10260

Page 1 of 5

Equipment: pH Meter
Manufacturer: Mettler Toledo
Model: Seven Compact S220
Serial No.: C113432421
ID No.: UAE.WAT.009/2564
Order No.: 2303560
Operation No.: 2303560-001
Date of Receipt: 23 June 2023
Date of Calibration: 26 June 2023

Calibrated by Mr. Worapob Sooktong
Scientist
Approved by [Redacted]
Manager, Division of Calibration Laboratory
Date of Issue: 27 June 2023
Responsible for the Technical Management Team

The uncertainties are for a confidence probability of approximately 95%.

This Certificate is issued in accordance with the conditions of accreditation granted by the Thai Laboratory Accreditation Scheme which has assessed the measurement capability of the laboratory and its traceability to recognized national standards and to the units of measurement realized at the corresponding national standards laboratory. This certificate may not be reproduced other than in full except with the prior written approval of the National Food Institute.

F-CS-009 Revision: 01 Date: 20-04-65

เอกสารไม่ควบคุม



nfi.th

Calibration Report

Certificate No.: 2303560-001-01
Equipment: pH Meter
Resolution: 0.01 pH ; 1 mV
Manufacturer: Mettler Toledo
Model: Seven Compact S220
Serial No.: C113432421
Type: Bench top
ID No.: UAE.WAT.009/2564

Page 2 of 5

Date of Calibration: 26 June 2023
Location: Chemical Calibration Laboratory, National Food Institute
Environment Condition: Ambient Temperature: (24.3 ± 1.5) °C Relative Humidity: (49 ± 3) %
Condition of Equipment: Good Condition
Condition of this Results of Calibration

1. Calibration Method: In house method / W-CC-002 based on direct measurement by using standard voltage calibrator and certified reference material (CRM)

2. Reference Standards / Certified Reference Material

Instruments	Serial / ID No.	Manufacturer	Certificate No.	Due Date
2.1 DC Voltage Calibrator	2709007	Fluke	23E2003	14 June 2024
2.2 Digital Thermometer	2709007	Fluke	CC-650557-01	30 October 2023
2.3 Thermo-Hygro Meter	NFLBTH003/17	POHPE	TE 650555-01	21 September 2023
Certified Reference Material				
	Lot. No.	Manufacturer	Ref N	Expire Date
2.4 pH buffer 4.006 (Primary pH buffer Solution)	873608	CPAchem	PH216.L5	16 February 2025
2.5 pH buffer 7.00 (Standard pH buffer Solution)	873612	CPAchem	PH107.L5	16 February 2024
2.6 pH buffer 10.01 (Primary pH buffer Solution)	873611	CPAchem	PH220.L5	16 February 2024
2.7 pH buffer 6.865 (Primary pH buffer Solution)	873609	CPAchem	PH217.L5	16 February 2025

3. This certification is traceable to The International System of Unit (SI Unit)

- 3.1 Instruments No.2.1 through NSC-TISI-TIS 17025 Laboratory Accreditation of Calibration No.0008
- 3.2 Instruments No.2.2 through NSC-TISI-TIS 17025 Laboratory Accreditation of Calibration No.0061
- 3.3 Instruments No.2.3 through NSC-TISI-TIS 17025 Laboratory Accreditation of Calibration No.0061
- 3.4 Certified Reference Material No. 2.4 to 2.6 traceable to Primary measurement method- Flamed cell using calibrated thermometer, barometer, and nanovoltmeter. The Standard Solution preparation and certified by CPAchem Ltd is accredited to ISO 17034 and ISO/IEC 17025
- 3.5 Certified Reference Material No.2.7 traceable to BSM Ref N Hi-13 Lot N 25.05.2022; BSM Ref N Hi-16 Lot N 02.06.2022; BSM Ref N Hi-13 Lot N 25.05.2022; BSM Ref N Hi-16 Lot N 02.06.2022, the Standard Solution preparation and certified by CPAchem Ltd is accredited to ISO 17034 and ISO/IEC 17025

4. This certificate was certified only for the instrument we calibrated.

5. This result of calibration was found accurate as shown on date and place of calibration only.

F-CS-012 Revision: 01 Date: 20-04-65

เอกสารไม่ควบคุม



nfi.th

Calibration Report

Certificate No.: 2303560-001-01
Equipment: pH Meter
Resolution: 0.01 pH ; 1 mV
Manufacturer: Mettler Toledo
Model: Seven Compact S220
Serial No.: C113432421
Type: Bench top
ID No.: UAE.WAT.009/2564

Date of Calibration: 26 June 2023
Page 3 of 5

Calibration Results:
1. Calibration of pH Meter (Manual Temperature Compensation at 25 °C)

Nominal pH	DC Voltage Standard (mV)	Average Indicator Reading		Uncertainty (± mV)	Coverage Factor (k)
		mV	pH		
0	-414.121	-414	0.00	0.58	2.00
2	295.814	295	2.00	0.58	2.00
4	177.464	177	4.00	0.58	2.00
6	59.160	59	6.00	0.58	2.00
7	0.001	0	7.00	0.58	2.00
8	-59.159	-59	8.00	0.58	2.00
10	-177.461	-177	10.00	0.58	2.00
12	-295.811	-296	12.00	0.58	2.00
14	-414.118	-414	14.00	0.58	2.00

2. Calibration of pH Meter with Electrode (Manual Temperature Compensation at 25 °C)

Equipment: pH Electrode
Type: Combined Electrode
Manufacturer: Mettler Toledo
Model: InLab Expert Pro-ISM
Serial No.: 3114136
ID No.: N/A

Performance of Electrode system (Three-Point Calibration at pH 4, pH 7 and pH 10)

Certified Value (25 °C pH)	Average Indicator Reading		Relative Slope (%)	Uncertainty (± pH)	Coverage Factor (k)
	pH	mV			
4.008	4.01	177	-	0.0071	2.00
6.865	6.90	9	96.26	0.0074	2.00
10.01	10.01	-168	96.20	0.0085	2.00
6.986	7.02	3	-	0.0093	2.00

F-CS-012 Revision: 01 Date: 20-04-65

เอกสารไม่ควบคุม



nfi.th

Calibration Report

Certificate No.: 2303560-001-01
Equipment: Digital Thermometer with RTD (pH Meter)
Resolution: 0.1 °C
Model: Seven Compact S220
Serial No.: C113432421
ID No.: UAE.WAT.009/2564
Manufacturer: Mettler Toledo

Date of Calibration: 26 June 2023
Page 4 of 5

Location: Chemical Calibration Laboratory, National Food Institute
Environment Condition: Ambient Temperature (24.4 ± 1.0) °C
Relative Humidity (54 ± 2) %

Condition of this results of Calibration:

- 1. Calibration Method : - In house method: W-TE-025 by comparison with standard thermometer
- The Calibration is determined by comparing with a known temperature from a standard resistance thermometer.
- The temperature scale in use at this laboratory is the International Temperature scale of 1990 (ITS-90).

2. Reference Standard Instrument :

Instrument	Model	Serial No.	Certificate No.	Due Date	Through
HANDHELD THERMOMETER	1523	2933097	PSLT 128265	03-Nov-23	TISTR
Platinum Resistance Thermometer (PRT)	5627A	923972			

Support Equipment : - Low Temperature Bath (ISOCAL-6), Model: Europa-6 Plus Basic, S/N: 341592/2

3. This certificate is traceable to International System of Units (SI Units).

4. This certificate was certified only for the instrument we calibrated.

5. This result of calibration was found accurate as shown on date and place of calibration only.

6. Condition of Calibrated Item : Good

7. Result of Calibration : ☒ Without adjustment ☐ After adjustment

F-CS-012 Revision: 01 Date: 20-04-65

เอกสารไม่ควบคุม



nfi.th

Calibration Report

Certificate No.: 2303560-001-01
Equipment: Digital Thermometer with RTD (pH Meter)
Resolution: 0.1 °C Model: Seven Compact S220
Serial No.: C113432421 ID No.: UAE.WAT.008/2564
Manufacturer: Mettler Toledo
Date of Calibration: 26 June 2023 Page 5 of 5

Calibration point: 15.0, 25.0 and 35.0 °C

Calibration result:

- The probe was immersed in liquid bath or dry bath to a minimum depth of 100 mm.
- Description of probe, model: HT1310 S/N: 078743
- Dimension of probe: Diameter 12 mm, Length 175 mm.
- Sheath material: Plastic

UUC Reading (°C)	Standard Temperature (°C)	Correction Value (°C)	Uncertainty ± (°C)
15.8	15.003	0.0	0.099
24.9	25.005	0.1	0.099
34.9	35.005	0.1	0.099

Note: - UUC: Unit Under Calibration

The report uncertainty of measurement was based on standard uncertainty multiplied by coverage factor $k=2$, providing a level of confidence of approximately 95 %.

----- End -----

FCS-012 Revision: 01 Date: 20-04-65

เอกสารไม่ควบคุม



TECHNOLOGY PROMOTION ASSOCIATION (THAILAND-JAPAN)
CORPORATE SERVICES 3: EQUIPMENT CALIBRATION AND TESTING SERVICES
534/4 PATTANAKARN ROAD SOI 18, SUANLUANG, SUANLUANG BANGKOK 10250
TEL: 0-2717-3000-29 FAX: 0-2719-9484



Cert.No.: 23MM331
Page: 1 of 3

Certificate of Calibration

Equipment: Electronic Balance
Manufacturer: Mettler Toledo
Model: AB204-S
Serial No.: 1128312528
ID No.: UAE.AIR.019/2550
Submitted by: United Analyst and Engineering Consultant Co.,Ltd.
3 Soi Udomsuk 41, Sukhumvit Road,
Bangchak, Phrakhanong,
Bangkok 10260
Location: Balance Room 2
Received order: 07 April 2023
Calibration Date: 07 April 2023
Ambient Temperature: 15 °C to 40 °C
Relative Humidity: 30 % to 90 %
Calibrated by: Suwit Imjai
Approved by: Pornthippa Tameyakul
Malee Butkruea
Issue Date: 10 April 2023

The Uncertainties are for a confidence probability of approximately 95%

This certificate may not be reproduced other than in full, except with the prior written
Approval of the head of Corporate Services 3 : Equipment Calibration and Testing Services

เอกสารไม่ควบคุม



Equipment: Electronic Balance
Condition As-Received: Used Item
Reference: 2304-0015OC-1
Procedure used :-

Calibration were conducted using in-house calibration procedure CP-OB01 according to direct measurement method against standard weight.

Condition of this result of calibration

1. Reference standard instruments:-

Instruments	Model	Serial No.	ID No.	Test report No.	Due date
1) Standard Weight Set (E2)	15884	24053	70RC007	MM-0010-22	20 Jan 2024

- This certificate is valid only to the item calibrated on date and place of calibration.
- This result of calibration was made on requested at the point specified by customer.
- This certificate is not certified for any commercial transaction.
- This certification is traceable to the International System of Unit.

Result of calibration () Without Adjustment (*) After Adjustment by Internal Calibration

Range capacity: 0 g to 220 g **Resolution** 0.0001 g

Before Adjustment:

Applied Weight (g)	Balance Reading (g)	Correction (g)	Measurement Uncertainty (± mg)	Coverage Factor (k)
100	99.9999	+0.0001	0.19	2.03
200	200.0001	-0.0001	0.29	2.00

After Adjustment:

1. Determination of the standard deviation of weighing machine (n = 10)

Applied Weight (g)	Standard Deviation of Reading (g)
100	0.00007
200	0.00007

เอกสารไม่ควบคุม



Equipment: Electronic Balance
Condition As-Received: Used Item
Reference: 2304-0015OC-1
Result of calibration

2. Effect of off center loading

A mass of 100 g was placed to various position on the pan.

The weighing machine reading error obtained is given in the table

Position 1 (g)	Position 2 (g)	Position 3 (g)	Position 4 (g)	Position 5 (g)	Maximum difference between off-center and central loading (g)
-0.0001	-0.0002	+0.0004	-0.0001	-0.0006	0.0005

3. Departure from nominal value

Applied Weight (g)	Balance Reading (g)	Correction (g)	Measurement Uncertainty (± mg)	Coverage Factor (k)
Unload	0.0000	0.0000	0.15	2.13
0.1	0.0999	+0.0001	0.15	2.13
1	0.9999	+0.0001	0.15	2.13
5	4.9999	+0.0001	0.15	2.13
10	9.9999	+0.0001	0.15	2.11
20	20.0000	0.0000	0.15	2.11
50	50.0000	0.0000	0.16	2.06
70	69.9999	+0.0001	0.18	2.04
100	99.9999	+0.0001	0.19	2.03
150	150.0003	-0.0003	0.29	2.00
200	200.0005	-0.0005	0.29	2.00

The reported uncertainty of measurement was based on a standard uncertainty multiplied by a coverage factor k , providing a level of confidence of approximately 95 %.

-000-

เอกสารไม่ควบคุม



Cert. No.: 22TM1490
Page : 1 of 3

Certificate of Calibration

Equipment : Hot Air Oven
Manufacturer : Memmert
Model : UF 55
Serial No. : B216.1666
ID No. : UAE.WAO.027/2559
Submitted by : United Analyst and Engineering Consultant Co.,Ltd.
3 Soi Udomsuk 41, Sukhumvit Road,
Bangchak, Phrakhanong,
Bangkok 10260
Location : Lab Floor 2
Received Order : 19 October 2022
Calibration Date : 19 October 2022
Ambient Temperature : (26 ± 10) °C
Relative Humidity : (50 ± 30) %
Calibrated by : Preecha Hiahib
Approved by :
() Pornthippa Tameyakul
() Malee Butkrusa
(✓) Suwit Imjai

Issue Date : 31 October 2022

The Uncertainties are for a confidence probability of approximately 95%

This certificate may not be reproduced other than in full, except with the prior written
Approval of the head of Corporate Services 3 : Equipment Calibration and Testing Services.

เอกสารไม่ควบคุม

A 0046800



Equipment : Hot Air Oven
Condition As-Received : Used Item
Reference : 2210-0575OC-1
Procedure Used :-

Cert. No.: 22TM1490
Page : 2 of 3

Calibration were conducted using calibration procedure CP-OT02 according to direct measurement method with Data Acquisition which connected with Resistance Temperature Detector (RTD) and Thermocouple Type T.

The temperature scale used was based on ITS-90.

Condition of this result of calibration

1. Reference standard instrument-

Instrument	Model	Serial No.	Cert. No.	Due Date
1) Data Acquisition	34970A	MY41021843	22LM4	10 Jan 2023

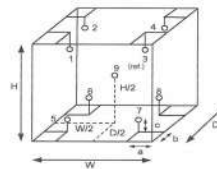
2. This certificate is valid only to the item calibrated on date and place of calibration.

3. This certification is traceable to the International System of Unit.

Result of Calibration :- (*) Without Adjustment

Function of UUC* : Temperature Source

Fresh air setting : Close



Probe Installation Details : Dimension of Chamber :
a = 5.0 cm D = 0.33 m
b = 5.0 cm W = 0.40 m
c = 5.0 cm H = 0.40 m
Capacity = 0.053 m³

Environment during calibration		
	Beginning	Finished
Temp. (°C)	29	30
REL.Humid. (%)	47	40
AC Supply (Volt)	221	220

Ref. Std. ID No.: @ Calibration Point		
Position :	(104) °C	(140,180) °C
1	18-04RTD-01	21-04TC-01
2	18-04RTD-02	21-04TC-02
3	18-04RTD-03	21-04TC-03
4	18-04RTD-04	21-04TC-04
5	18-04RTD-05	21-04TC-05
6	18-04RTD-06	21-04TC-06
7	18-04RTD-07	21-04TC-07
8	18-04RTD-08	21-04TC-08
9 (ref.)	18-04RTD-09	21-04TC-09

เอกสารไม่ควบคุม

a 1133252



Equipment : Hot Air Oven
Condition As-Received : Used Item
Reference : 2210-0575OC-1
Result of Calibration :- (*) Without Adjustment
Function of UUC* : Temperature Source
Fresh air setting : Close

Cert. No.: 22TM1490
Page : 3 of 3

Calibration Point (°C)	UUC* Setting (°C)	UUC* Reading (°C)	Temperature stability (± °C)	Temperature uniformity (°C)	Overall Variation (°C)	Uncertainty (± °C)	Coverage Factor k
104.0	104.0	104.0	0.061	1.3	1.7	0.42	2
140.0	140.0	140.0	0.14	2.3	2.4	1.1	2
180.0	180.0	180.0	0.21	3.5	3.6	1.3	2

Calibration Point (°C)	Measured Temperature (°C)								
	1	2	3	4	5	6	7	8	9 (ref.)
104.0	103.076	103.876	103.777	104.124	104.667	104.426	104.012	103.928	104.370
140.0	138.199	139.189	138.808	139.550	140.266	139.622	139.293	139.385	140.369
180.0	177.930	179.267	178.643	179.753	181.011	180.093	179.496	179.743	181.278

Average* : The average of 30 values in each position.

Temperature stability : One-half of the greatest maximum difference of measured temperature at any one sensor

Temperature uniformity : The maximum difference of measured temperatures at any sensors and the measured temperature at the reference location which are observed at the same time or at as close an observation time as possible to determine the temperature pattern or homogeneity within the chamber under steady-state conditions.

Overall Variation : The Difference of the maximum and minimum measured temperatures throughout observation

UUC* : Unit Under Calibration

Note : The reported uncertainty of measurement was included stability and excluded uniformity .

The reported uncertainty of measurement was based on a standard uncertainty multiplied by a coverage factor k, providing a level of confidence of approximately 95 %.

-000-

เอกสารไม่ควบคุม

a 1133251



Cert. No.: 23TM192
Page : 1 of 3

Certificate of Calibration

Equipment : Incubator
Manufacturer : Binder
Model : BD 53 E2
Serial No. : 13-07343
ID No. : UAE.MIC.005/2558
Submitted by : United Analyst and Engineering Consultant Co.,Ltd.
3 Soi Udomsuk 41, Sukhumvit Road,
Bangchak, Phrakhanong,
Bangkok 10260
Location : Microbiology Laboratory
Received Order : 15 February 2023
Calibration Date : 15 February 2023
Ambient Temperature : (26 ± 10) °C
Relative Humidity : (50 ± 30) %
Calibrated by : Suwit Imjai
Approved by :
() Pornthippa Tameyakul
() Malee Butkrusa
Issue Date : 24 February 2023

The Uncertainties are for a confidence probability of approximately 95%

This certificate may not be reproduced other than in full, except with the prior written
Approval of the head of Corporate Services 3 : Equipment Calibration and Testing Services.

เอกสารไม่ควบคุม



Equipment : Incubator
Condition As-Received : Used Item
Reference : 2302-0295OC-1
Procedure Used :-

Cert. No.: 23TM192
Page : 2 of 3

Calibration were conducted using calibration procedure CP-OT02 according to direct measurement method with Data Acquisition which connected with Resistance Temperature Detector (RTD).

The temperature scale used was based on ITS-90.

Condition of this result of calibration

1. Reference standard instrument:-

Instrument	Model	Serial No.	Cert. No.	Due Date
1) Data Acquisition	34972A	MY59003411	22LM165	26 Nov 2023

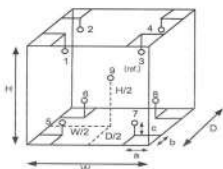
2. This certificate is valid only to the item calibrated on date and place of calibration.

3. This certification is traceable to the International System of Unit.

Result of Calibration :- (*) Without Adjustment

Function of UUC* : Temperature Source

Fresh air setting : Close



Probe Installation Details :

Dimension of Chamber :
a = 5.0 cm
b = 5.0 cm
c = 5.0 cm
D = 0.33 m
W = 0.40 m
H = 0.40 m
Capacity = 0.053 m³

Environment during calibration		
	Beginning	Finished
Temp. (°C)	22	23
REL.Humid. (%)	65	61
AC Supply (Volt)	231	231

Position :	Ref. Std. ID No.:
1	20RTD-2/1
2	20RTD-2/2
3	20RTD-2/3
4	20RTD-2/4
5	20RTD-2/5
6	20RTD-2/6
7	20RTD-2/7
8	20RTD-2/8
9 (ref.)	20RTD-2/9

เอกสารไม่ควบคุม



Equipment : Incubator
Condition As-Received : Used Item
Reference : 2302-0295OC-1
Result of Calibration :- (*) Without Adjustment
Function of UUC* : Temperature Source
Fresh air setting : Close

Cert. No.: 23TM192
Page : 3 of 3

Calibration Point (°C)	UUC* Setting (°C)	UUC* Reading (°C)	Temperature stability (± °C)	Temperature uniformity (°C)	Overall Variation (°C)	Uncertainty (± °C)	Coverage Factor k
35.0	35.4	35.4	0.037	0.66	0.86	0.30	2

Calibration Point (°C)	Measured Temperature (°C)								
	Position								
35.0	1	2	3	4	5	6	7	8	9 (ref.)
	35.256	35.308	35.116	35.453	34.700	34.798	34.718	34.657	34.938

Average* : The average of 30 values in each position.

Temperature stability : One-half of the greatest maximum difference of measured temperature at any one sensor.

Temperature uniformity : The maximum difference of measured temperatures at any sensors and the measured temperature at the reference location which are observed at the same time or at as close an observation time as possible to determine the temperature pattern or homogeneity within the chamber under steady-state conditions.

Overall Variation : The Difference of the maximum and minimum measured temperatures throughout observation.

UUC* : Unit Under Calibration

Note : The reported uncertainty of measurement was included stability and excluded uniformity .

The reported uncertainty of measurement was based on a standard uncertainty multiplied by a coverage factor *k*, providing a level of confidence of approximately 95 %.

-o0o-

เอกสารไม่ควบคุม



TECHNOLOGY PROMOTION ASSOCIATION (THAILAND-JAPAN)
CORPORATE SERVICES & EQUIPMENT CALIBRATION AND TESTING SERVICES
534/4 PATTANAKARN ROAD SOI 18, SUANLUANG, SUANLUANG BANGKOK 10250
TEL. 0-2717-3000-29 FAX. 0-2719-9484



Cert. No.: 23TM727
Page : 1 of 3

Certificate of Calibration

Equipment : Incubator
Manufacturer : Memmert
Model : IF 75
Serial No. : D317.0305
ID No. : UAE.MIC.022/2561
Submitted by : United Analyst and Engineering Consultant Co.,Ltd.
3 Soi Udomsuk 41, Sukhumvit Road,
Bangchak, Phrakhanong,
Bangkok 10260
Location : Microbiology Laboratory (302)
Received Order : 27 April 2023
Calibration Date : 27 - 28 April 2023
Ambient Temperature : (26 ± 10) °C
Relative Humidity : (50 ± 30) %

Calibrated by : Tawatchai Pama

Approved by : [Signature]
Approved Signatory

() Ponthippa Tameyakul
(/) Malee Butkruea
() Suwit Imjai

Issue Date : 11 May 2023

The Uncertainties are for a confidence probability of approximately 95%

This certificate may not be reproduced other than in full, except with the prior written
Approval of the head of Corporate Services & Equipment Calibration and Testing Services.

เอกสารไม่ควบคุม



Equipment : Incubator
Condition As-Received : Used Item
Reference : 2304-0461OC-4
Result of Calibration :- (*) Without Adjustment
Function of UUC* : Temperature Source
Fresh air setting : Close

Cert. No.: 23TM727
Page : 3 of 3

Calibration Point (°C)	UUC* Setting (°C)	UUC* Reading (°C)	Temperature stability (± °C)	Temperature uniformity (°C)	Overall Variation (°C)	Coverage Factor k
44.0	44.0	44.0	0.055	0.42	0.52	2

Calibration Point (°C)	Measured Temperature (°C)									Uncertainty (± °C)
	Position									
	1	2	3	4	5	6	7	8	9 (ref.)	
44.0	43.993	44.061	44.107	44.073	44.067	44.067	43.938	43.687	44.060	0.30

Average* : The average of 30 values in each position.

Temperature stability : One-half of the greatest maximum difference of measured temperature at any one sensor.

Temperature uniformity : The maximum difference of measured temperatures at any sensors and the measured temperature at the reference location which are observed at the same time or at as close an observation time as possible to determine the temperature pattern or homogeneity within the chamber under steady-state conditions.

Overall Variation : The Difference of the maximum and minimum measured temperatures throughout observation.

UUC* : Unit Under Calibration

Note : The reported uncertainty of measurement was included stability and excluded uniformity .

The reported uncertainty of measurement was based on a standard uncertainty multiplied by a coverage factor *k*, providing a level of confidence of approximately 95 %.

-o0o-

เอกสารไม่ควบคุม



Equipment : Incubator
Condition As-Received : Used Item
Reference : 2304-0461OC-4
Procedure Used :-

Cert. No.: 23TM727
Page : 2 of 3

Calibration were conducted using calibration procedure CP-OT02 according to direct measurement method with Data Acquisition which connected with Resistance Temperature Detector (RTD).
The temperature scale used was based on ITS-90.

Condition of this result of calibration

1. Reference standard instrument:-

Instrument	Model	Serial No.	Cert. No.	Due Date
1) Data Acquisition	34972A	MY57013711	22LM93	02 Jul 2023

2. This certificate is valid only to the item calibrated on date and place of calibration.

3. This certification is traceable to the International System of Unit.

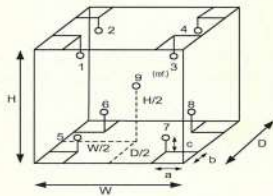
Result of Calibration :- (*) Without Adjustment

Function of UUC* : Temperature Source

Fresh air setting : Close

Environment during calibration		
	Beginning	Finished
Temp. (°C)	25	24
REL.Humid. (%)	76	80
AC Supply (Volt)	231	231

Position :	Ref. Std. ID No.:
1	18-18RTD-01
2	18-18RTD-02
3	18-18RTD-03
4	18-18RTD-04
5	18-18RTD-05
6	18-18RTD-10
7	18-18RTD-07
8	22-18RTD-08
9 (ref.)	18-18RTD-09



Probe Installation Details :

Dimension of Chamber :

a = 5.0 cm
b = 5.0 cm
c = 5.0 cm

D = 0.33 m
W = 0.40 m
H = 0.56 m
Capacity = 0.074 m³

เอกสารไม่ครบ



TECHNOLOGY PROMOTION ASSOCIATION (THAILAND-JAPAN)
CORPORATE SERVICES & EQUIPMENT CALIBRATION AND TESTING SERVICES
534/4 PATTANAKARN ROAD SOI 18, SUANLIANG, SUANLIANG BANGKOK 10250
TEL. 0-2717-3000-29 FAX. 0-2719-9484



Cert. No.: 23TM765
Page : 1 of 3

Certificate of Calibration

Equipment : Incubator

Manufacturer : Memmert

Model : IN 75

Serial No. : D317.0307

ID No. : UAE.MIC.023/2561

Submitted by : United Analyst and Engineering Consultant Co.,Ltd.
3 Soi Udumsuk 41, Sukhumvit Road,
Bangchak, Phrakhanong,
Bangkok 10260

Location : Microbiology Laboratory (302)

Received Order : 27 April 2023

Calibration Date : 27 April 2023

Ambient Temperature : (26 ± 10) °C

Relative Humidity : (50 ± 30) %

Calibrated by : Preecha Hiahib

Approved by :

() Pornthippa Tameyakul
(/) Malee Butkruea
() Suwit Imjai

Approved Signatory

Issue Date : 11 May 2023

The Uncertainties are for a confidence probability of approximately 95%

This certificate may not be reproduced other than in full, except with the prior written
Approval of the head of Corporate Services & Equipment Calibration and Testing Services.

เอกสารไม่ครบ



Equipment : Incubator
Condition As-Received : Used Item
Reference : 2304-0461OC-5
Result of Calibration :- (*) Without Adjustment
Function of UUC* : Temperature Source
Fresh air setting : Close

Cert. No.: 23TM765
Page : 3 of 3

Calibration Point (°C)	UUC* Setting (°C)	UUC* Reading (°C)	Temperature stability (± °C)	Temperature uniformity (°C)	Overall Variation (°C)	Coverage Factor k
37.0	37.0	37.0	0.070	0.28	0.39	2

Calibration Point (°C)	Measured Temperature (°C)									Uncertainty (± °C)
	1	2	3	4	5	6	7	8	9 (ref.)	
37.0	37.164	37.118	37.079	37.121	36.852	37.039	36.822	36.923	36.905	0.30

Average* : The average of 30 values in each position.

Temperature stability : One-half of the greatest maximum difference of measured temperature at any one sensor.

Temperature uniformity : The maximum difference of measured temperatures at any sensors and the measured temperature at the reference location which are observed at the same time or at as close an observation time as possible to determine the temperature pattern or homogeneity within the chamber under steady-state conditions.

Overall Variation : The Difference of the maximum and minimum measured temperatures throughout observation.

UUC* : Unit Under Calibration

Note : The reported uncertainty of measurement was included stability and excluded uniformity .

The reported uncertainty of measurement was based on a standard uncertainty multiplied by a coverage factor k, providing a level of confidence of approximately 95 %.

-o0o-

เอกสารไม่ครบ



Equipment : Incubator
Condition As-Received : Used Item
Reference : 2304-0461OC-5
Procedure Used :-

Cert. No.: 23TM765
Page : 2 of 3

Calibration were conducted using calibration procedure CP-OT02 according to direct measurement method with Data Acquisition which connected with Resistance Temperature Detector (RTD).
The temperature scale used was based on ITS-90.

Condition of this result of calibration

1. Reference standard instrument:-

Instrument	Model	Serial No.	Cert. No.	Due Date
1) Data Acquisition	34972A	MY59003411	22LM165	26 Nov 2023

2. This certificate is valid only to the item calibrated on date and place of calibration.

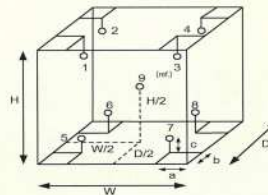
3. This certification is traceable to the International System of Unit.

Result of Calibration :- (*) Without Adjustment

Function of UUC* : Temperature Source

Fresh air setting : Close

Environment during calibration		
	Beginning	Finished
Temp. (°C)	23	22
REL.Humid. (%)	69	73
AC Supply (Volt)	220	221



Probe Installation Details :

Dimension of Chamber :

a = 5.0 cm
b = 5.0 cm
c = 5.0 cm

D = 0.32 m
W = 0.42 m
H = 0.56 m
Capacity = 0.075 m³

Position :	Ref. Std. ID No.:
1	20RTD-2/1
2	20RTD-2/2
3	20RTD-2/3
4	20RTD-2/4
5	20RTD-2/5
6	20RTD-2/6
7	20RTD-2/7
8	20RTD-2/8
9 (ref.)	20RTD-2/9

เอกสารไม่ครบ



Cert. No.: 23TM728
Page : 1 of 3

Certificate of Calibration

Equipment : Incubator
Manufacturer : Memmert
Model : IPP 260
Serial No. : V616.0066
ID No. : UAE.MIC.032/2559
Submitted by : United Analyst and Engineering Consultant Co., Ltd.
3 Soi Udomsuk 41, Sukhumvit Road,
Bangchak, Phrakhanong,
Bangkok 10260
Location : Microbiology Laboratory (302)
Received Order : 27 April 2023
Calibration Date : 27 - 28 April 2023
Ambient Temperature : (25 ± 10) °C
Relative Humidity : (50 ± 30) %
Calibrated by : Tawatchai Pama
Approved by : [Signature]
() Pornthippa Tameyakul
(✓) Malee Butkruea
() Suwit Imjai
Issue Date : 11 May 2023

The Uncertainties are for a confidence probability of approximately 95%

This certificate may not be reproduced other than in full, except with the prior written
Approval of the head of Corporate Services & Equipment Calibration and Testing Services.

เอกสารไม่ควบคุม



Equipment : Incubator
Condition As-Received : Used Item
Reference : 2304-0461OC-6
Result of Calibration :- (*) Without Adjustment
Function of UUC* : Temperature Source
Fresh air setting : Close

Cert. No.: 23TM728
Page : 3 of 3

Calibration Point (°C)	UUC* Setting (°C)	UUC* Reading (°C)	Temperature stability (± °C)	Temperature uniformity (°C)	Overall Variation (°C)	Coverage Factor k
25.0	25.0	25.0	0.020	0.81	1.2	2
36.0	36.0	36.0	0.15	1.1	1.6	2

Calibration Point (°C)	Measured Temperature (°C)									Uncertainty (± °C)
	1	2	3	4	5	6	7	8	9 (ref.)	
25.0	25.541	25.354	25.388	25.278	24.341	24.349	24.379	24.455	24.747	0.30
36.0	35.275	35.351	35.768	35.941	36.543	36.590	36.653	36.728	36.232	0.39

Average* : The average of 30 values in each position.

Temperature stability : One-half of the greatest maximum difference of measured temperature at any one sensor.

Temperature uniformity : The maximum difference of measured temperatures at any sensors and the measured temperature at the reference location which are observed at the same time or at as close an observation time as possible to determine the temperature pattern or homogeneity within the chamber under steady-state conditions.

Overall Variation : The Difference of the maximum and minimum measured temperatures throughout observation.

UUC* : Unit Under Calibration

Note : The reported uncertainty of measurement was included stability and excluded uniformity .

The reported uncertainty of measurement was based on a standard uncertainty multiplied by a coverage factor k, providing a level of confidence of approximately 95 %.

-000-

เอกสารไม่ควบคุม



Equipment : Incubator
Condition As-Received : Used Item
Reference : 2304-0461OC-6
Procedure Used :-

Calibration were conducted using calibration procedure CP-OTD2 according to direct measurement method with Data Acquisition which connected with Resistance Temperature Detector (RTD).

The temperature scale used was based on ITS-90.

Condition of this result of calibration

1. Reference standard instrument:-

Instrument	Model	Serial No.	Cert. No.	Due Date
1) Data Acquisition	34972A	MY57013711	22LM93	02 Jul 2023

2. This certificate is valid only to the item calibrated on date and place of calibration.

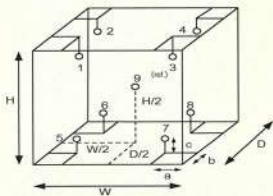
3. This certification is traceable to the International System of Unit.

Result of Calibration :- (*) Without Adjustment

Function of UUC* : Temperature Source

Fresh air setting : Close

Environment during calibration		
	Beginning	Finished
Temp. (°C)	25	22
REL Humid. (%)	76	83
AC Supply (Volt)	231	231



Probe Installation Details :

a = 10 cm
b = 10 cm
c = 10 cm

Dimension of Chamber :

D = 0.50 m
W = 0.64 m
H = 0.80 m
Capacity = 0.26 m³

Position :	Ref. Std. ID No.:
1	22-18RTD-2/1
2	18RTD-2/2
3	18RTD-2/3
4	18RTD-2/4
5	18RTD-2/5
6	18RTD-2/6
7	18RTD-2/7
8	18RTD-2/8
9 (ref.)	18RTD-2/9

เอกสารไม่ควบคุม



Certificate of Calibration

Equipment: Balance
Model: PX823
Serial No. (or ID.): C236754745
Manufacturer: Ohaus
Condition: New

Certificate No.: C01223732
Issued Date: 09 December 2022
Job No.: KSPR2215576
Page: 1 of 2

Customer: United Analyst and Engineering Consultant Co., Ltd.
3 Soi Udomsuk 41, Sukhumvit Road, Bangchak Sub-District,
Phrakhanong District, Bangkok, THAILAND 10260

Environment Condition: Temperature 26 °C ± 0.5 °C
Humidity 53 %RH ± 3.9 %RH

Calibration Place: United Analyst and Engineering Consultant Co., Ltd. (301 Microbiology Room)
3 Soi Udomsuk 41, Sukhumvit Road, Bangchak Sub-District,
Phrakhanong District, Bangkok, THAILAND 10260

Calibration By: Mr. Adisai Maknoi
Calibration Date: 09 December 2022

The Method used: In-house method, CAL-WI-47, based on UKAS Lab 14

Traceability: This certificate is traceable to the SI Units maintained by National Institute of Metrology (NIMT), Thailand through DKSH Technology Co., Ltd. Certificate No. C02221765

(Mr. Adisai Maknoi)
Person in charge

(Mr. Rungrod Jenkitrakulchai)
Authorized signatory

This certificate is issued the units of measurement according to the International System of Units (SI). It provides traceability of measurement to international or national standard or other recognized national standard laboratories.
The measurement uncertainty stated is the expanded uncertainty which is obtained from the standard uncertainty multiplied by the coverage factor (k=2) to provide a level of confidence of approximately 95%. It is determined in accordance with the Guide to Expression of Uncertainty in Measurement (GUM).
These results may be affected by deviations from specified conditions. The results relate only to the items tested, calibrated or sampled. The report shall not be reproduced except in full without approval of DKSH Technology Limited.

บริษัท ดิกซ์ เทคโนโลยี จำกัด
DKSH Technology Limited
2533 สุขุมวิท 41, แขวงคลองเตย เขตคลองเตย กรุงเทพมหานคร 10260
Phone: +66 2639 7050 Email: info.calibration@dksh.com Website: www.dksh.com/certified-in-thailand

Delivering Growth - In Asia and Beyond.

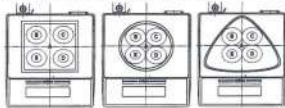
เอกสารไม่ควบคุม

CAL-FM-C01-14; 12 Sep 2022

Calibration Results:

Without Adjustment

Eccentric Error: Weight to be 1/3 or 1/2 of Maximum capacity, taken from the center of the pan as a zero reference.



Nominal Test Value 200 (g)					
Reference Points (g)					
A	B	C	D	E	
-	0.000	0.000	0.000	0.000	

Repeatability: Determination of the standard deviation of weighing balance., Readability 0.001 (g)

Nominal test value (g)	Standard Deviation
50	0.0004
500	0.0005

Error of Indication from nominal or conventional mass value., Readability 0.001 (g)

Nominal Value (g)	Conventional Mass (g)	Displayed Value (g)	Error of Indication (g)	Uncertainty (g)	k
1	1.0000	1.000	0.000	0.0010	2.03
5	5.0001	5.000	0.000	0.0010	2.03
10	10.0001	10.000	0.000	0.0010	2.03
20	20.0001	20.000	0.000	0.0010	2.03
50	50.0001	50.000	0.000	0.0010	2.03
100	100.0001	100.000	0.000	0.0011	2.03
200	200.0004	200.000	0.000	0.0011	2.02
300	300.0005	300.000	-0.001	0.0013	2.01
400	400.0008	400.001	0.000	0.0014	2.01
500	500.0003	500.000	0.000	0.0017	2.00
600	600.0004	600.000	0.000	0.0019	2.00

The End of Certificate

Statements of conformity:

This conformity certificate documents the validity of the following statements of conformity based on the measurement results of corresponding calibration certificate:

The error of indication determined during calibration are under given measurement and environmental conditions and considering the expanded measurement uncertainty (coverage probability 95%) within the specification. The given measurement uncertainty already includes other all effects by according to the standard method, UKAS Lab14. Therefore, those parameters have not been assessed separately.

Tolerance and Decision rules:

Assessment of the conformity of the measurement device are done based on direct comparison of the relevant measurement results with the tolerances and decision rule are prescribed by the customer.

- Decision rule :
- ☐ Choice A Binary Statement for Simple Acceptance Rule ($w = 0$), Specific Risk < 50% PFA.
 - ☒ Choice B Non-binary statement with guard band ($w = 1$ U), Pass or Fail Specific Risk < 2.5% PFA and Condition Pass or Condition Fail Specific Risk < 50% PFA.
 - ☐ Choice C Customer defined, Customers may define arbitrary multiple of r to have applied as guard band ($w = r$ U).
- ; PFA – Probability of False Accept

(Mr. Rungrod Jenkitrakulchai)
Authorized signatory

Statements of conformity:

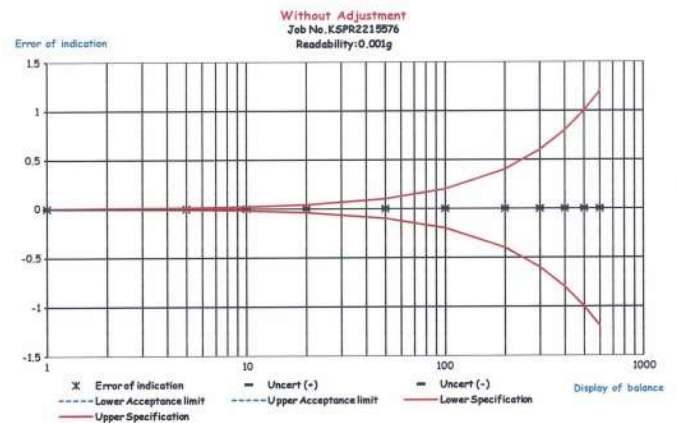
Without Adjustment

Readability: 0.001 g

Nominal Value g	Error of indication g	Guard band (w) g	Tolerance (±) g	Conformity
1	0.000	0.0010	0.002	Pass
5	0.000	0.0010	0.010	Pass
10	0.000	0.0010	0.020	Pass
20	0.000	0.0010	0.040	Pass
50	0.000	0.0010	0.100	Pass
100	0.000	0.0011	0.200	Pass
200	0.000	0.0011	0.400	Pass
300	-0.001	0.0013	0.600	Pass
400	0.000	0.0014	0.800	Pass
500	0.000	0.0017	1.000	Pass
600	0.000	0.0019	1.200	Pass

The validity of the statements of conformity cannot be guaranteed for different places of use, environmental conditions or improper use.

The End of Statements of conformity





Cert. No.: 23TM763
Page : 1 of 3

Certificate of Calibration

Equipment : Autoclave
Manufacturer : ALP
Model : CL-40L
Serial No. : 808763
ID No. : UAE.MIC.026/2563
Submitted by : United Analyst and Engineering Consultant Co.,Ltd.
3 Soi Udomsuk 41, Sukhumvit Road,
Bangchak, Phrakhanong,
Bangkok 10260
Location : Microbiology Laboratory (301)
Received Order : 27 April 2023
Calibration Date : 27 April 2023
Ambient Temperature : (26 ± 10) °C
Relative Humidity : (50 ± 30) %
Calibrated by : Preecha Hlahib
Approved by :
() Pornthippa Tameyakul
(/) Malee Butkruea
() Suwit Imjai
Issue Date : 11 May 2023

The Uncertainties are for a confidence probability of approximately 95 %

This certificate may not be reproduced other than in full, except with the prior written
Approval of the head of Corporate Services 3 : Equipment Calibration and Testing Services.

เอกสารไม่ควบคุม

A 0053944



Equipment : Autoclave
Condition As-Received : Used Item
Reference : 2304-0461OC-2
Procedure Used :-

Cert. No.: 23TM763
Page : 2 of 3

Calibration were conducted using in-house calibration procedure CP-OT03 according to direct measurement method with Data Acquisition which connected with Thermocouple Type T
The temperature scale used was based on ITS-90.

Condition of this result of calibration

1. Reference standard instrument:-

Instrument	Model	Serial No.	Cert. No.	Due Date
1) Data Acquisition	34972A	MY59003411	22LM165	26 Nov 2023

2. This certificate is valid only to the item calibrated on date and place of calibration.

3. This certification is traceable to the International System of Unit.

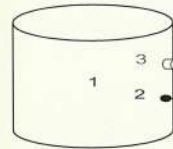
4. This result of calibration covers laboratory autoclaves for the sterilization of goods and material which could be infected with organisms categorized as Hazard Group 1, 2 and 3**

(** = Categorization of pathogens according to hazard and categories of containment, second edition, 1990)
It does not cover autoclaves for use with material infect with organisms in Hazard Group 4, for which complete containment and sterilization of infected condensate is considered to be essential.

This result of calibration does not apply to sterilizers or disinfectors used for medical, dental, pharmaceutical or veterinary purposes which are directly concerned with patient care, or those used for fabrics subjected to sterilization which are required to be dry at the end of cycle.

Result of Calibration :- (*) Without Adjustment

Function of UUC* : Temperature Source



	Environmental		
	(°C)	(%R.H.)	(Volt)
Beginning of Calibration	27	60	220
Finished of Calibration	27	58	220

Position	Description	Ref. Std. ID No.:
1 =	Center of chamber	18-20TC-04
2 =	Temperature sensor	18-20TC-05
3 =	Exhaust port	18-20TC-06

เอกสารไม่ควบคุม

a 1159968



Equipment : Autoclave
Condition As-Received : Used Item
Reference : 2304-0461OC-2
Result of Calibration :- (*) Without Adjustment
Function of UUC* : Temperature Source

Cert. No.: 23TM763
Page : 3 of 3

Operating parameter Set : Temperature = 115.0 °C		Sterilization period = 15 minute					
UUC* Setting (°C)	UUC* Reading (°C)	Position	Average* Standard Reading (°C)	Stability (± °C)	Pressure Reading (MPa)	Uncertainty (± °C)	Coverage Factor k
115.0	115.0	1	115.213	0.22	0.08	0.75	2
		2	115.166				
		3	115.260				

Operating parameter Set : Temperature = 121.0 °C		Sterilization period = 30 minute					
UUC* Setting (°C)	UUC* Reading (°C)	Position	Average* Standard Reading (°C)	Stability (± °C)	Pressure Reading (MPa)	Uncertainty (± °C)	Coverage Factor k
121.0	121.0	1	121.260	0.29	1.1	0.75	2
		2	121.224				
		3	121.284				

Average* : The average of 30 values in each position.

Stability : One-half of the greatest maximum difference of measured temperature at any one probe.

UUC* : Unit Under Calibration

Note : The reported uncertainty of measurement was included stability and excluded uniformity .

The reported uncertainty of measurement was based on a standard uncertainty multiplied by a coverage factor k, providing a level of confidence of approximately 95 %.

-000-

เอกสารไม่ควบคุม

a 1159967

Calibration Certificate ID
TH2065-067-09232-ACC-TH

Mettler-Toledo (Thailand) Ltd.
846/4 - 846/5 Laksale Rd., Bangna Tai Sub-District
Bangna District, Bangkok 10260
+66 2723 0362
MT-TH.ServiceSupport@mt.com

METTLER TOLEDO



Accuracy Calibration Certificate

Customer

Company: United Analyst and Engineering Consultant Co., Ltd.
Address: 3 Soi Udom Suk 41, Sukhumvit Rd., Bang Chak
City: Phra Khanong
Zip / Postal: 10260
State / Province: Bangkok
Order Number:

Weighing Device

Manufacturer: Mettler Toledo
Model: XPE205
Serial No.: B748058497
Building: N/A
Floor: 4
Room: Laboratory Calibrate Glassware
Instrument Type: Weighing Instrument
Asset Number: UAE.CAL.004/2561
Terminal Model: PEAT
Terminal Serial No.: B748058497
Terminal Asset No.: N/A

Range	Max. Capacity	Readability (g)
1	220 g	0.00001 g

Procedure

Calibration Guideline: EURAMET cg-18 v. 4.0 (11/2015)
METTLER TOLEDO Work Instruction: CP/W002/20
This calibration certificate contains measurements for As Found calibration. No As Left calibration was performed because the device was not modified after As Found calibration. Therefore, results for As Left correspond to As Found.
The sensitivity/span of the weighing instrument was adjusted before calibration with a built-in weight.
In accordance with EURAMET cg-18 (11/2015), the test loads were selected to reflect the specific use of the weighing device or to accommodate specific calibration conditions.

Temperature		Humidity	
As Found	Start: 22.8 °C End: 22.5 °C	Start: 62.2 %	End: 58.6 %

As Found Calibration Date: 23-Sep-2022
As Left Calibration Date: N/A
Issue Date: 26-Sep-2022
Calibrator:
Approved Signatory:
Technical Manager / Head of Calibration Center

เอกสารไม่ควบคุม

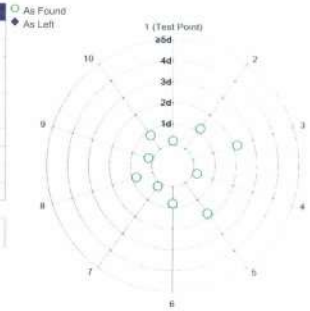
Measurement Results

Repeatability

Test Load: 100 g

	As Found	As Left
1	100.00003 g	N/A
2	100.00002 g	N/A
3	100.00001 g	N/A
4	100.00003 g	N/A
5	100.00005 g	N/A
6	100.00004 g	N/A
7	100.00003 g	N/A
8	100.00004 g	N/A
9	100.00003 g	N/A
10	100.00004 g	N/A

Standard Deviation	0.000011 g	N/A
--------------------	------------	-----



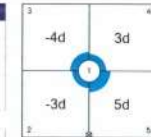
The "d" in the graph represents the readability of the range/interval in which the test was performed.
The results of this graph are based upon the absolute values of the differences from the mean value.

Eccentricity

Test Load: 100 g

Position	As Found	As Left
1	100.00000 g	N/A
2	99.99997 g	N/A
3	99.99996 g	N/A
4	100.00003 g	N/A
5	100.00005 g	N/A

Maximum Deviation	0.00005 g	N/A
-------------------	-----------	-----



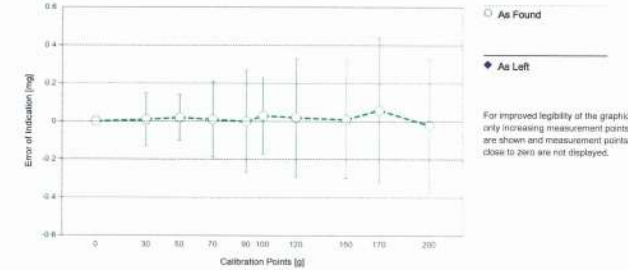
The "d" in the graph represents the readability of the range/interval in which the test was performed.

Error of Indication

As Found

	Reference Value	Indication	Error of Indication	Expanded Uncertainty	k
1	0.00000 g	0.00000 g	0.00000 g	0.023 mg	2
2	9.99997 g	9.99997 g	0.00000 g	0.063 mg	2
3	29.99998 g	29.99999 g	0.00001 g	0.14 mg	2
4	49.99998 g	50.00000 g	0.00002 g	0.12 mg	2
5	69.99999 g	70.00000 g	0.00001 g	0.20 mg	2
6	90.00002 g	90.00002 g	0.00000 g	0.27 mg	2
7	100.00002 g	100.00005 g	0.00003 g	0.20 mg	2
8	120.00003 g	120.00005 g	0.00002 g	0.31 mg	2
9	150.00001 g	150.00002 g	0.00001 g	0.31 mg	2
10	170.00001 g	170.00007 g	0.00006 g	0.38 mg	2
11	200.00002 g	200.00000 g	-0.00002 g	0.35 mg	2

The calculated uncertainty was replaced by the CMC (Calibration and Measurement Capabilities) value because the calculated uncertainty was smaller than the CMC value.



The uncertainty stated is the expanded uncertainty at calibration obtained by multiplying the standard combined uncertainty by the coverage factor k – which can be larger than 2 according to EURAMET cg-18. The value of the measurand lies within the assigned range of values with a probability of approximately 95%.

The user is responsible for maintaining environmental conditions and the settings of the weighing instrument when it was calibrated.

Test Equipment

All weights used for metrological testing are traceable to national or international standards. The weights were calibrated and certified by an accredited calibration laboratory.

Weight Set 1: OIML E2

Weight Set No.:	WS03	Date of Issue:	21-Sep-2021
Certificate Number:	175488	Calibration Due Date:	14-Mar-2023

Weight Set 2: OIML E2

Weight Set No.:	WS66	Date of Issue:	21-Oct-2021
Certificate Number:	C142784709	Calibration Due Date:	17-Apr-2023

Weight Set 3: OIML E2

Weight Set No.:	WS70	Date of Issue:	21-Oct-2021
Certificate Number:	C142784702	Calibration Due Date:	19-Mar-2023

Thermo Hygrometer

Equipment No.:	IN281	Date of Issue:	23-May-2022
Certificate Number:	22H1057	Calibration Due Date:	15-May-2023

Remarks

FACT adjustment functionality activated
Equipment condition: Good
Next calibration according to customer's procedure
Calibration data not decide by calibration laboratory.

End of Accredited Section

The information below and any attachments to this calibration certificate are not part of the accredited calibration.

Measurement Uncertainty of the Weighing Instrument in Use

Stated is the expanded uncertainty with k=2 in use. The formula shall be used for the estimation of the uncertainty under consideration of the errors of indication. The value R represents the net load indication in the unit of measure of the device.

Temperature coefficient for the evaluation of the measurement uncertainty in use:	$1.0 \cdot 10^{-4} / K$
Temperature range on site for the evaluation of the measurement uncertainty in use:	3 K

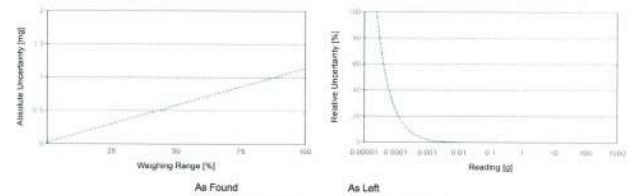
Linearization of Uncertainty Equation

Range			As Found	As Left
	d	Max		
1	0.00001 g	220 g	$U_1 = 0.024 \text{ mg} + 0.00509 \text{ mg/g} \cdot R$	N/A

To optimize the stability of the linearization, besides of the zero load only increasing measurement points with a test load of 5% of the measurement range or larger are taken for the calculation of the linear equation.

Absolute and Relative Measurement Uncertainty in Use for Various Net Indications (Examples)

Net Indication	As Found	As Left
0.00220 g	0.024 mg	1.1%
0.02200 g	0.024 mg	0.11%
0.22000 g	0.025 mg	0.011%
2.20000 g	0.035 mg	0.0016%
220.00000 g	1.1 mg	0.00052%



GWP® Certificate



As
Found



As
Left



The weighing device meets the given
process requirements.

The weighing device meets the given
process requirements.

Tests Performed: ☒ As Found ☐ As Left ☒ No adjustments/modifications made, As Left results
correspond to As Found.

Process Requirements

Weighing Tolerance: 0.5%

Smallest Net Weight: 10.00000 g

Safety Factor: 2

Safe Weighing Range



While the values in this graph reflect the actual calibration results, the measurement uncertainty curves are simply a visual representation. This graph reflects As Left testing, unless only As Found was performed.

เอกสารไม่ควบคุม

Minimum Weight

As Found Minimum Weight Table

Tolerance	Minimum weights for different weighing tolerances and safety factors				
	Safety Factor				
	1	2	3	5	10
0.1%	0.024253 g	0.048754 g	0.073509 g	0.123795 g	0.254223 g
0.2%	0.012095 g	0.024253 g	0.036472 g	0.061100 g	0.123795 g
0.5%	0.004831 g	0.009671 g	0.014522 g	0.024253 g	0.048754 g
1%	0.002414 g	0.004831 g	0.007250 g	0.012095 g	0.024253 g
2%	0.001207 g	0.002414 g	0.003622 g	0.006040 g	0.012095 g
5%	0.000483 g	0.000965 g	0.001448 g	0.002414 g	0.004831 g

Pass: The determined minimum weight meets the requirement for the smallest net weight.

As Left Minimum Weight Table

Tolerance	Minimum weights for different weighing tolerances and safety factors				
	Safety Factor				
	1	2	3	5	10
0.1%	0.024253 g	0.048754 g	0.073509 g	0.123795 g	0.254223 g
0.2%	0.012095 g	0.024253 g	0.036472 g	0.061100 g	0.123795 g
0.5%	0.004831 g	0.009671 g	0.014522 g	0.024253 g	0.048754 g
1%	0.002414 g	0.004831 g	0.007250 g	0.012095 g	0.024253 g
2%	0.001207 g	0.002414 g	0.003622 g	0.006040 g	0.012095 g
5%	0.000483 g	0.000965 g	0.001448 g	0.002414 g	0.004831 g

Pass: The determined minimum weight meets the requirement for the smallest net weight.

At these net minimum weight values, the measurement uncertainty of the weighing device is equal to or less than 1/1 (no safety factor), 1/2, 1/3, 1/5, or 1/10 of the required tolerance. The values are calculated with $k = 2$ and based on the linear formula of the measurement uncertainty of the weighing device in use.

The safety factor for As Found is always 1. This implies no safety factor. As Found testing looks at the behavior of the instrument from the past until test occurred. For the past, it is necessary to know that the tolerance was met, but not the safety factor. The safety factor is a proactive measure to apply for future measurements.

Notes on minimum weight values in above table:

1. If "N/A" is shown above, no appropriate value could be calculated.
2. METTLER TOLEDO is not responsible for the definition of the process requirements.

เอกสารไม่ควบคุม

Measurement Results

Results Summary

	Repeatability	Eccentricity	Error of Indication
As Found	✓	✓	✓
As Left	✓	✓	✓

✓ = Passed
✗ = Failed
⚠ = Safety Factor not met

Repeatability

Test Load: 100 g

Tolerance	Control Limit	As Found		As Left	
		Std. Deviation	Result	Std. Deviation	Result
0.1%	0.050000 g	0.000011 g	✓	0.000011 g	✓
0.2%	0.010000 g		✓		✓
0.5%	0.025000 g		✓		✓
1%	0.050000 g		✓		✓
2%	0.100000 g		✓		✓
5%	0.250000 g		✓		✓

The weighing tolerance is met if the standard deviation is less than or equal to the corresponding control limit.

Eccentricity

Test Load: 100 g

Tolerance	Control Limit	As Found		As Left	
		Deviation	Result	Deviation	Result
0.1%	0.050000 g	0.00005 g	✓	0.00005 g	✓
0.2%	0.010000 g		✓		✓
0.5%	0.025000 g		✓		✓
1%	0.050000 g		✓		✓
2%	0.100000 g		✓		✓
5%	0.250000 g		✓		✓

The weighing tolerance is met if the deviation is less than or equal to the corresponding control limit.

Error of Indication

As Found

Reference Value	Error	Control limits for various weighing tolerances					
		0.1%	0.2%	0.5%	1%	2%	5%
0.00000 g	0.00000 g	N/A	N/A	N/A	N/A	N/A	N/A
29.99998 g	0.00001 g	0.01500 g	0.03000 g	0.07500 g	0.15000 g	0.30000 g	0.75000 g
49.99998 g	0.00002 g	0.02500 g	0.05000 g	0.12500 g	0.25000 g	0.50000 g	1.25000 g
69.99998 g	0.00001 g	0.03500 g	0.07000 g	0.17500 g	0.35000 g	0.70000 g	1.75000 g
90.00002 g	0.00000 g	0.04500 g	0.09000 g	0.22500 g	0.45000 g	0.90000 g	2.25000 g
100.00002 g	0.00003 g	0.05000 g	0.10000 g	0.25000 g	0.50000 g	1.00000 g	2.50000 g
120.00003 g	0.00002 g	0.06000 g	0.12000 g	0.30000 g	0.60000 g	1.20000 g	3.00000 g
150.00001 g	0.00001 g	0.07500 g	0.15000 g	0.37500 g	0.75000 g	1.50000 g	3.75000 g
170.00001 g	0.00006 g	0.08500 g	0.17000 g	0.42500 g	0.85000 g	1.70000 g	4.25000 g
200.00002 g	-0.00002 g	0.10000 g	0.20000 g	0.50000 g	1.00000 g	2.00000 g	5.00000 g
Result		✓	✓	✓	✓	✓	✓

As Left

Reference Value	Error	Control limits for various weighing tolerances					
		0.1%	0.2%	0.5%	1%	2%	5%
0.00000 g	0.00000 g	N/A	N/A	N/A	N/A	N/A	N/A
29.99998 g	0.00001 g	0.01500 g	0.03000 g	0.07500 g	0.15000 g	0.30000 g	0.75000 g
49.99998 g	0.00002 g	0.02500 g	0.05000 g	0.12500 g	0.25000 g	0.50000 g	1.25000 g
69.99998 g	0.00001 g	0.03500 g	0.07000 g	0.17500 g	0.35000 g	0.70000 g	1.75000 g
90.00002 g	0.00000 g	0.04500 g	0.09000 g	0.22500 g	0.45000 g	0.90000 g	2.25000 g
100.00002 g	0.00003 g	0.05000 g	0.10000 g	0.25000 g	0.50000 g	1.00000 g	2.50000 g
120.00003 g	0.00002 g	0.06000 g	0.12000 g	0.30000 g	0.60000 g	1.20000 g	3.00000 g
150.00001 g	0.00001 g	0.07500 g	0.15000 g	0.37500 g	0.75000 g	1.50000 g	3.75000 g
170.00001 g	0.00006 g	0.08500 g	0.17000 g	0.42500 g	0.85000 g	1.70000 g	4.25000 g
200.00002 g	-0.00002 g	0.10000 g	0.20000 g	0.50000 g	1.00000 g	2.00000 g	5.00000 g
Result		✓	✓	✓	✓	✓	✓

The weighing tolerance is met if the error (of indication) for each test point is less than or equal to the corresponding control limit for that particular weighing tolerance. Results at or close to the zero point cannot be assessed.

เอกสารไม่ควบคุม

เอกสารไม่ควบคุม



TECHNOLOGY PROMOTION ASSOCIATION (THAILAND-JAPAN)
CORPORATE SERVICES 3: EQUIPMENT CALIBRATION AND TESTING SERVICES
534/4 PATTANAKARN ROAD SOI 18, SUANLUANG, SUANLUANG BANGKOK 10250
TEL. 0-2717-3009-29 FAX. 0-2719-9484



Cert. No.: 23TM249
Page : 1 of 3

Certificate of Calibration

Equipment : BOD Incubator
Manufacturer : Arco
Model : UC4-1320
Serial No. : 13URC4S013201
ID No. : UAE.WAO.015/2561
Submitted by : United Analyst and Engineering Consultant Co., Ltd.
3 Soi Udomsuk 41, Sukhumvit Road,
Bangchak, Phrakhanong,
Bangkok 10260
Location : Lab Floor 2
Received Order : 15 February 2023
Calibration Date : 15 February 2023
Ambient Temperature : (26 ± 10) °C
Relative Humidity : (50 ± 30) %

Calibrated by : Preecha Hlahib

Approved by :

Approved Signatory

- () Pornthippa Tameyakul
(✓) Malee Bulkruea
() Suwit Imjai

Issue Date : 24 February 2023

The Uncertainties are for a confidence probability of approximately 95%

This certificate may not be reproduced other than in full, except with the prior written
Approval of the head of Corporate Services 3: Equipment Calibration and Testing Services.



Cert. No.: 23TM249

BOD Incubator

Arco

Model: UC4-1320

S/N: -

ID. No.: UAE.WAO.015/2561

17 Mar 2023 (Mar 18, 2023)
26.2
3 Apr. 2023

A 0051476



Equipment : BOD Incubator
Condition As-Received : Used Item
Reference : 2302-0297OC-1
Procedure Used :-

Calibration were conducted using calibration procedure CP-OT02 according to direct measurement method with Data Acquisition which connected with Resistance Temperature Detector (RTD).

The temperature scale used was based on ITS-90.

Condition of this result of calibration

1. Reference standard instrument:-

Instrument	Model	Serial No.	Cert. No.	Due Date
1) Data Acquisition	34972A	MY57013711	22LM93	02 Jul 2023

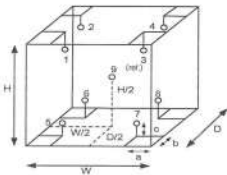
2. This certificate is valid only to the item calibrated on date and place of calibration.

3. This certification is traceable to the International System of Unit.

Result of Calibration :- (*) Without Adjustment

Function of UUC* : Temperature Source

Fresh air setting : Not Available



Probe Installation Details :

Dimension of Chamber :

a = 10 cm	D = 0.62 m
b = 10 cm	W = 1.2 m
c = 10 cm	H = 1.2 m
	Capacity = 0.89 m³

Environment during calibration		
	Beginning	Finished
Temp. (°C)	29	31
REL.Humid. (%)	63	67
AC Supply (Volt)	220	220

Position :	Ref. Std. ID No.:
1	22-18RTD-2/1
2	18RTD-2/2
3	18RTD-2/3
4	18RTD-2/4
5	18RTD-2/5
6	18RTD-2/6
7	18RTD-2/7
8	18RTD-2/8
9 (ref.)	18RTD-2/9



Equipment : BOD Incubator
 Condition As-Received : Used Item
 Reference : 2302-02870C-1
 Result of Calibration :- (*) Without Adjustment
 Function of UUC* : Temperature Source
 Fresh air setting : Not Available

Cert. No.: 23TM249
 Page : 3 of 3

Calibration Point (°C)	UUC* Setting (°C)	UUC* Reading (°C)	Temperature stability (± °C)	Temperature uniformity (°C)	Overall Variation (°C)	Uncertainty (± °C)	Coverage Factor k
20.0	20.0	19.3	0.32	0.57	1.0	0.60	2

Calibration Point (°C)	Measured Temperature (°C)								
	Position								
	1	2	3	4	5	6	7	8	9 (ref.)
20.0	20.086	19.916	20.386	19.976	19.973	19.838	19.837	19.821	19.949

Average* : The average of 30 values in each position.

Temperature stability : One-half of the greatest maximum difference of measured temperature at any one sensor.

Temperature uniformity : The maximum difference of measured temperatures at any sensors and the measured temperature at the reference location which are observed at the same time or at as close an observation time as possible to determine the temperature pattern or homogeneity within the chamber under steady-state conditions.

Overall Variation : The Difference of the maximum and minimum measured temperatures throughout observation.

UUC* : Unit Under Calibration

Note : The reported uncertainty of measurement was included stability and excluded uniformity .

The reported uncertainty of measurement was based on a standard uncertainty multiplied by a coverage factor *k*, providing a level of confidence of approximately 95 %.

-o0o-

a 1149512



จุฬาลงกรณ์มหาวิทยาลัย
 ศูนย์บริการห้องปฏิบัติการอุตสาหกรรมอาหาร
 Foundation for Industrial Development National Food Institute
 Food Industrial Laboratory Service Center

Verification Certificate

Certificate No.: 2302413-001-01
 Client name: UNITED ANALYST AND ENGINEERING CONSULTANT CO., LTD.
 Address: 3 Soi Udomsuk 41, Sukhumvit Road,
 Bangchack, Prakhonong, Bangkok 10260

Page 1 of 4

Equipment: HEATING BLOCK DIGESTION
 Manufacturer: FOSS
 Model: 2520
 Serial No.: 91794469
 ID No.: UAE.WAS.011/2560
 Order No.: 2302413
 Operation No.: 2302413-001
 Date of Receipt: 28 March 2023
 Date of Calibration: 30-31 March 2023

Calibrated by Mr.Nuttapoi Niyomchat Specialist
 Approved by (Mr.Pheraphat Tuanjit)
 Manager, Division of Calibration Laboratory
 Responsible for the Technical Management Team
 Date of Issue: 10 April 2023

The uncertainties are for a confidence probability of approximately 95 %.

This Certificate is issued in accordance with the conditions of accreditation granted by the Thai Laboratory Accreditation scheme which has assessed the measurement capability of the laboratory and its traceability to recognized national standards and to the units of measurement realized at the corresponding national standards laboratory. This certificate may not be reproduced other than in full except with the prior written approval of the National Food Institute.

F-CS-009 Revision: 01 Date: 20-04-65



2008 ถนนสุขุมวิท ซ. 36 แขวงคลองตันเหนือ เขตวัฒนา กรุงเทพมหานคร 10110
 2008 So 36, Asoh, Asoh Road, Bang 10 (Khan Suburban), Bang 10 District, Bangkok 10110, Thailand
 Tel : +66(0) 2422 8568 Fax : +66(0) 2422 8545 nfi.co.th



จุฬาลงกรณ์มหาวิทยาลัย
 ศูนย์บริการห้องปฏิบัติการอุตสาหกรรมอาหาร
 Foundation for Industrial Development National Food Institute
 Food Industrial Laboratory Service Center

Verification Report

Certificate No.: 2302413-001-01
 Equipment: HEATING BLOCK DIGESTION
 Model: 2520 Serial No.: 91794469
 Resolution: 1 °C ID No.: UAE.WAS.011/2560
 Manufacturer: FOSS

Date of Calibration: 30-31 March 2023 Page 2 of 4

Location: Laboratory Room, NATIONAL FOOD INSTITUTE
 Environment Condition:
 Ambient Temperature (25 ± 3) °C
 Relative Humidity (55 ± 15) %
 Line Voltage (220 ± 10) Volt

Condition of this results of Calibration:

- This instrument was calibrated by insert standard thermocouples type R into its heating block digestion and compared to temperature obtained from reference standards thermometer at calibrated point.
 - The temperature scale used was based on ITS - 90 .
 - All data show below were final values and the initial data may be obtained upon request.

2. Reference Standard Instrument :

Instrument	Model	Serial No.	Certificate No.	Due Date	Through
Digital Thermometer with Thermocouple	34970A	MY44045576/MY41159453	TC22/0044	5-May-2023	N.M. Technical Center Laboratory
	Type R	TC#301-103 / CH#101-103			

- This certificate is traceable to international system of units (SI Units).
- This certificate was certified only for the instrument we calibrated.
- This result of calibration was found accurate as shown on date and place of calibration only.
- Condition of Calibrated item : Good

UUC* Description
 Time of Record - Hour 30 Minute At 380 °C

- Result of Calibration : ☒ Without adjustment ☐ After adjustment

F-CS-009 Revision: 01 Date: 20-04-65

2008 ถนนสุขุมวิท ซ. 36 แขวงคลองตันเหนือ เขตวัฒนา กรุงเทพมหานคร 10110
 2008 So 36, Asoh, Asoh Road, Bang 10 (Khan Suburban), Bang 10 District, Bangkok 10110, Thailand
 Tel : +66(0) 2422 8568 Fax : +66(0) 2422 8545 nfi.co.th



Date:	25/7/2022	Address:	17/5/4
Customer:	United Analyst and Engineering	Serial:	91849052
Instrument:	KJ8100		
Hours	Travel To Customer	Labour	Travel From Customer
Start	9:00	3:12 pm	4:46
Finish	8:50	1:00 pm	5:30

Job Type			
Application	Special	Standard	
Normal	Courtesy Visit	Installation	Training
Distributor	PMA Onboarding	Quote	In House
Internal	Warranty	Repair	PM
Digital Service	Sales Support	Remote	Other

PO/Quote Number: 740012040

PMA Type: 17 days onsite Contract No.: 740012040

Details of Work / Test	Condition / Status
<ul style="list-style-type: none"> - Software - program editor - mp setting - manual for - user maintenance - Run Blank - Run Recovery 	Done

Instrument Ready for Use ☒ OK ☐ Not OK

Part No:	Batch	Description	Qty

I confirm this report is accurate and complete			
Signed FOSS		Signed Customer	
Name	Thiradee Wongy	Name	Thiradee Wongy
Would you be willing to participate in a brief survey in order to tell us how we performed?			

เอกสารไม่ควบคุม

Kjeltec™ 8100 Distillation Unit

This IQ applies to Kjeltec™ 8100 Distillation Unit manufactured by FOSS Analytical. The installation is performed by FOSS trained service personnel.

1 Intended Use

Kjeltec 8100 is intended for laboratory use analyzing parameters as specified in FOSS Analytical AB's Application Notes.

2 Purpose

This installation Qualification is designed to assure that:

- The Kjeltec instrument is received complete, with all required parts in good condition.
- The location of the instrument is environmentally and ergonomically suitable
- The instrument is assembled and configured correctly
- Suitable electricity and water are supplied to the instrument, see table 2 for requirements.

3 Identification

Description	Serial Number
Kjeltec 8100 Distillation Unit	91849052

Dedicated Analytical Solutions

FOSS Analytical AS
69 Slangerupgade
DK-3400 Hillerød
Denmark

Tel +45 7010 3370
Fax +45 7010 3371
E-mail support@foss.dk
Web www.foss.dk

FOSS Analytical AB
Box 70
SE-263 21 Höganäs
Sweden

Tel +46 42 361500
Fax +46 42 340349
E-mail support@foss.dk
Web www.foss.dk

Customer Support, 6003 7242 / Rev. 1

เอกสารไม่ควบคุม

106

4 Control of Received Equipment

4.1 Verify that the correct instrument type and accessory kit items are received and in proper condition

The packing list (shipped with the instrument) specifies all the items. The installer will verify that all items are received as shipped on the packing list. For each item listed, verify that the acceptance criteria are met. If so, write "Y" in the right column of the table immediately following.

Packing List Item	Acceptance Criteria	Pass(Y/N)
Kjeltec 8100 Distillation Unit	No visible damage, received in undamaged FOSS Analytical's standard shipping container	Y
Accessory kit, according to packing list	Included. No visible damage, received in undamaged FOSS Analytical's standard shipping container	Y
Handling device for digestion tube	Included. No visible damage.	Y
Tanks with level sensors for Waste, Alkali and Water	Included. No visible damage.	Y
Receiver flask	Included. No visible damage.	Y
One digestion tube 250ml	Included. No visible damage.	Y
One digestion tube 100 ml	Included. No visible damage.	Y
Tube adapter	Included. No visible damage.	Y
User manual	Kjeltec 8100 Distillation Unit	Y
Owners guide	Kjeltec 8100 Distillation Unit	Y
Quick guide	Kjeltec 8100 Distillation Unit	Y
Spare parts manual	Kjeltec 8100 Distillation Unit	Y
Application notes	AN 300 included AN 303 included	Y

เอกสารไม่ควบคุม

206

5 Installation

5.1 The equipment must be installed in a suitable location with power, water and draining available

Verify that the instrument installation site meets the acceptance criteria given in the table below. If so, write "Y" in the right column of the table immediately following.

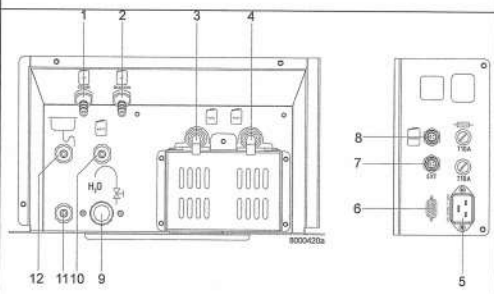
Location Requirements	Acceptance Criteria	Pass (Y/N)
Adequate space for instrument	Dimensions 48x58x69 cm	Y
AC supply available for instrument	200-240 V 50/60Hz	Y
Current	10 A	Y
Cold water supply available	2 L/min at 30°C	Y
Drain	For cooling water and waste (depending on local waste disposal legislation)	Y
Ambient temperature	Max. 40°C	Y
Ambient humidity	Max. 80% relative	Y
Internal fuses	T10A AH	Y

เอกสารไม่ควบคุม

306

5.2 The instrument must be assembled correctly

Verify that all tubes are correct connected. If so, write "Y" in the right column of the table immediately following.

Instrument Tubing Connections	Acceptance Criteria	Pass (Y/N)
 <ol style="list-style-type: none"> Deionised water in (steam generator) Deionised water in (dilution water) *) Reiser solution in Alkali in Power Not used External titration module Level sensors Cooling water in (tap water) Waste water out (tube drain vessel) Drain Cooling water out (tap water) <p>*) Only on Kjeltec 8200</p>	Visual verification by installer	Y

5.3 The instrument should be assembled and powered up

Connect the distilling unit to the power supply. Perform the start up procedure and check that the expected response is obtained. If so, write "Y" in the right column of the table immediately following.

Action	Expected Response	Pass (Y/N)
Switch on the power	The instruments start up and the self test will run. The sample counter shows the number of analysed samples since first power and the Software Version shows the version of the instruments software.	Y
Turn on the cold water tap	After start-up, Program 1 is loaded and the Analyse menu is displayed.	Y
Press the "Manual" view	No visible reaction	Y
Open the door with the handle, place the test tube and receiver flask in position. Close the door.	The Manual menu is opened	Y
Select Dilution and press Start	Water is added to the tube	Y
Select Alkali and press Start	Alkali is added to the tube	Y
Select Steam and press start	After heating up, steam is entering the tube	Y
Select Drain and press Start	The tube is drained	Y

6 Summary of Deviations/Comments

Deviations from above requirements are specified below and any corrective actions are noted.

Deviation	Action	Comment

7 IQ Documentation

Upon successful completion and recording of all instructions above, sign and date this sheet below. If required by customer, leave one signed copy with instrument.

If customer's internal procedures require further reporting or witnessing of results, execute those procedures as required.


Installed By:

Company:

Customer Name:

Company:

Date completed:



FOSS

Operation Qualification

Kjeltec™ 8100 Distillation Unit

This OQ applies to Kjeltec 8100 Distillation Unit manufactured by FOSS Analytical. The operation qualification is performed by FOSS trained service personnel.

1 Intended Use

Kjeltec 8100 is intended for laboratory use analyzing parameters as specified in FOSS Analytical Application Notes.

2 Purpose

This procedure is designed to test the function of the instrument according to factory test specifications:

- Alkali volume
- Distillation Accuracy
- Distillation Repeatability

3 Identification

Description	Serial Number
Kjeltec 8100 Distillation Unit, 200-240 V 50/60 Hz	9111052

Dedicated Analytical Solutions

FOSS Analytical AS
69 Slangerupgade
DK-3400 Hillerød
Denmark

Tel +45 7010 3370
Fax +45 7010 3371
E-mail support@foss.dk
Web www.foss.dk

FOSS Analytical AB
Box 70
SE-263 21 Högensås
Sweden

Tel +46 42 361500
Fax +46 42 360349
E-mail support@foss.dk
Web www.foss.dk

4 Performance

4.1 Verify the dispensed volumes of reagents

Note! To verify the dispensed volumes of reagents a triple test should be done to be statistic correct. Then calculate a mean value.

1. Choose "Manual" in the menu. (When starting up the instrument Program 1 is loaded)
2. Open the safety door by pressing **Open** and place a tube in the instrument. Close the safety door.

Water

1. Press **Dilution** and then press **Start**. 80 ml of water will be filled into the tube.
2. Measure the collected water in a graduated measuring glass and note the result in table 1 below.
3. Check acceptance criteria in the table and make the judgment if passed or not.

Note! If the water volume needs to be calibrated, go to 4.8.5 Dilution Pump Calibration in the User Manual.

Alkali

1. Press **Alkali** and then press **Start**. 50 ml of alkali will be filled into the tube.
2. Measure the collected alkali in a graduated measuring glass and note the result in table 1 below.
3. Check acceptance criteria in the table and make the judgment if passed or not.

Table 1 Volume control

Test	Result	Expected result	Passed (Y/N)
Water volume	83 ml	76-84 ml	Y
	83 ml		
	81 ml		
	Mean 81.67 ml		
Alkali volume	42 ml	47-54 ml	Y
	52 ml		
	53 ml		
	Mean 52.33 ml		

4.2 Verify the distillation procedure, accuracy and precision

The distillation principle is to convert ammonium (NH_4^+) into ammonia (NH_3) by using an alkali (NaOH) and thereafter steam distil it into a receiver flask containing boric acid and titrate with standard acid solution using colorimetric end-point detection. Ammonium sulphate, a substance with known ammonia content, can be used to check the accuracy of the distillation. The recovery is calculated from obtained result.

The way to perform this test will be described in the following.

Chemical Check

Use ammonium sulphate ($(\text{NH}_4)_2\text{SO}_4$, purity > 99.5 % *)

Mol. weight = 132.14 g/mol, Nitrogen content in ammonium sulphate (99.5 %) = 21.09% *)

Analysis conditions according to AN 300

Water	80 ml
Alkali	50 ml NaOH (40%w/w)
Receiver solution	30 ml boric acid (4%)
Distillation time	5 minutes
SAFE	5 seconds
Titrant	0.2N HCl

For reagent preparation see Appendix A

1. Start the instrument and run two blanks without chemicals according to above analysis conditions, distil into a receiver flask containing boric acid. Titrate with a standard acid solution using colorimetric end-point detection. If the blanks are less than 0.2 ml continue with the recovery tests:
2. Weigh 0.15 g ammonium sulphate into a tube. Prepare 6 samples (tubes).
3. Run the six samples according to above analysis conditions. Titrate with a standard acid solution using colorimetric end-point detection.
4. Calculate the recovery according to below equations. Expected results of recovery should be 100%±1%.

Recovery test	Result	Expected result	Passed (Y/N)
Blank value (water blank)	1. 0.03 ml 2. 0.14 ml	0.05-0.20 ml	Y
Recovery	1. 100.38 % 2. 109.30 % 3. 100.65 % 4. 99.01 % 5. 99.97 % 6. 100.01 %		
Accuracy	Mean Value: 100.0%	99-101%	Y
Precision	SD: 0.552	SD <1%	Y

*) **Note!** Please also note that the below calculations must be adjusted if other purity levels of ammonium salts are used. A certificate for the chemical supplier should be available

Purity	Nitrogen content
99.5%	21.09% ✓
99.6%	21.12%
99.7%	21.14%
99.8%	21.16%
99.9%	21.18%

$$\% \text{ Nitrogen} = \frac{(ml_{\text{sample}} - ml_{\text{blank}}) \times N \times 14,007 \times 100}{mg_{\text{sample}}} \quad \begin{matrix} \nearrow 0.1095 \\ 21.72 \end{matrix}$$

N = Normality of titrant to 4 places of decimal.

$$\% \text{ Recovery} = \frac{\% \text{ Nitrogen}}{21.09} \times 100$$

$$mg_{\text{sample}} \quad \begin{matrix} 21.56 \\ 0.4598 \end{matrix}$$

- 1
- 2
- 3
- 4
- 5
- 6

5 Summary of Deviations/Comments

Deviations from above requirements are specified below and any corrective actions are noted.

Deviation	Action	Comment

6 OQ Documentation

Upon successful completion of tests above, sign and date this sheet below. If required by customer, leave one signed copy with instrument.

If customer's internal procedures require further reporting or witnessing of results, execute those procedures as required.

Performed By: _____
Company: _____
Customer Name: _____
Company: _____
Date completed: _____

7 Appendix A

7.1 Preparation of Reagents

7.1.1 Alkali

To convert ammonium into ammonia an excess of sodium hydroxide is necessary.

Use 400 g NaOH per litre of solution. Commercially available in concentrations up to 50 %. Do not use concentrations above 40 % as this will lead to crystal formation impairing the function of the pumps. If you can only buy concentrations > 40 %, dilute it before use.

7.1.2 Titrant acid, determination of concentration

To be able to achieve accurate nitrogen / protein results, one must be quite sure that the HCl (hydrochloric acid) concentration is what it is supposed to be. A titration against a predetermined solution of sodium carbonate as described below is thus necessary. Incorrect HCl concentration can otherwise cause substantial errors.

• Standard substance

Weigh approx. 10 g of anhydrous sodium carbonate (Na_2CO_3). Use a mortar to make a fine powder. Dry it for 1 h at 265 °C or 2 h at 200 °C. After cooling in a desiccator, transfer the sodium carbonate to a beaker with a tight lid. Store it in a desiccator.

• Indicator solutions

Dissolve 0.1 g methyl red in 100 ml methanol. Dissolve 0.1 g bromocresol green in 100 ml methanol.

• Procedure

Weigh approx. 0.4 g of the standard substance, using an analytical balance, note the weight (W_1). Transfer the sodium carbonate to a receiver flask and add 40 ml of H_2O (distilled or deionized). Add 8 drops from each of the indicator solutions. Titrate to pink. Note the amount in ml used (A_1). Boil this solution for a few minutes. The solution will turn green. Cool rapidly to room temperature under running water. Continue the titration until the next pink colour change occurs. Note also this volume

(A_2). Boil the solution for a few minutes. Cool rapidly to room temperature under running water. Continue the titration until the next pink colour occurs. Note also this volume (A_3)

Note! Temperature changes will influence the volume and the concentration of the titrant solution. The working temperature of the titrant should approximate that of its temperature during standardization. If temperature corrections are necessary, sufficient accuracy may be obtained by use of a correction table. (AOAC 942.25)

7.2 Calculation

$$\text{Molarity (M)} = \frac{18,870 \times W_1}{(A_1 + A_2 + A_3)}$$

Note! Concentration must be accurate to four digits, i.e. 0.2000 M.

Note! The colour change of this official procedure (AOAC 936.15) may be difficult to see, therefore a pH meter or a mixed indicator (e.g. 0.1 g Methyl red and 0.1 g Bromocresol green in 100 ml methanol) will make it much easier to perform.

7.3 Receiver Solution

Boric acid 4 % with bromocresol green / methyl red indicator solution

In order to obtain accurate results the receiver solution is adjusted so that a small (0.05-0.20 ml) positive blank is obtained when running a blank sample. The 4 % boric acid receiver solution is prepared by dissolving 400 g of boric acid in about 5-6 l very hot deionized water. Mix and add more hot deionized water to a volume of about 9 l. Cool the solution to room temperature and add 100 ml of bromocresol green solution (100 mg in 100 ml methanol) and 70 ml of methyl red solution (100 mg in 100 ml of methanol). Dilute to 10 l with deionized water and mix carefully.

Note! The addition of alkali is to achieve a positive blank value. This should, however, be kept between 0.05 - 0.20 ml titrant, to obtain good repeatability when testing blanks.

Adjustment of the boric acid is made by the following procedure:

1. Transfer 25 ml boric acid solution to a receiver flask and add 100 ml of distilled water. If the solution in the flask is still red, titrate with 0.1 M sodium hydroxide solution until a neutral grey colour is obtained. Calculate the amount of sodium hydroxide solution necessary to adjust the boric acid solution in the 10 l flask with the formula: ml 1.0 M alkali = ml titrant x 40
2. Add the calculated amount of 1.0 M alkali solution to the boric acid solution. Mix.
3. To check proceed as follows using 25 ml of the boric acid solution. Run a blank. If the value of this blank is high (0.5 ml of 0.2 M HCl) the boric acid is incorrectly adjusted. This might create irregular blanks. For correction add HCl directly into the boric acid tank, mix it carefully and repeat until a reading of 0.05 - 0.20 ml HCl is obtained. If a positive blank is not achieved, add further small quantities of 1 M NaOH and repeat the check until a satisfactory value is achieved.



Kjeltec™ 8100 Distillation Unit Tecator™ 2508/2520 Digestor

1 Scope

This PQ applies to the Digestion system 2508/2520 (including exhaust and scrubber unit) and Kjeltec 8100 Distillation Unit manufactured by FOSS Analytical. The user of the instrument performs the PQ.

2 Intended Use

The Digestion system (including exhaust and scrubber) and Kjeltec 8100 Distillation Unit are intended for laboratory use analyzing parameters as specified in FOSS Application Notes.

3 Purpose

The guidelines are intended to assist the user in successfully developing Performance Qualifications for the specific application(s) to which the instrument is applied.

The Performance Qualification (PQ) includes the process of demonstrating that the Digestion system 2508/2520 (including exhaust and scrubber unit) and the Kjeltec 8100 Distillation unit consistently perform according to a specification appropriate for its routine use. Main activities in the PQ phase are:

- Preventive maintenance
- On-going verification tests

This document suggests routines to fulfill the requirements for an acceptable PQ but the final procedure should be adapted to local routines for similar equipment.

4 Definition of Test Procedures

4.1 Preventive Maintenance

Maintenance of the Kjeltec 8100 should be performed according to the instructions in manual, see User Manual Kjeltec 8100/8200 Distillation Unit, chapter 5. Maintenance. A yearly service is recommended (service agreement).

Maintenance of the Digestion block (including exhaust and scrubber) should be performed according to instruction in the user manual, see User Manual Tecator Digestor, chapter 5. Maintenance.

Dedicated Analytical Solutions

FOSS Analytical AS
69 Slangerupgade
DK-3400 Hillerød
Denmark

Tel +45 7010 3370
Fax +45 7010 3371
E-mail support@foss.dk
Web www.foss.dk

FOSS Analytical AB
Box 70
SE-263 21 Höganäs
Sweden

Tel +46 42 361500
Fax +46 42 340349
E-mail support@foss.se
Web www.foss.se

4.2 Ongoing Qualification Tests

Block Temperature

The temperature for the digestion is limited by the boiling point for the sulphuric acid, this can be increased by adding a salt (K_2SO_4) to the digestion mixture. It's important that the optimal ratio between acid and salt is kept; please follow recommendation in AN 300 or suggested procedures for a specific kind of sample material.

The block temperature itself can be controlled external by inserting a temperature probe in the intended hole in the aluminium block (front row of holes).

Use the reagents and method procedure specified in AN 300. Use only reagents of recognized analytical grade, unless otherwise specified and distilled or demineralised water or water of equivalent purity.

Suggested standard material for internal quality control:

Ammonium sulphate $[(\text{NH}_4)_2\text{SO}_4]$, min. 99.5 % (mass fraction), with certified purity.

Note: The above chemical is usually readily available with a certificate specifying the purity.

Alternatively ammonium iron(II) sulphate, $(\text{NH}_4)_2\text{Fe}(\text{SO}_4)_2 \times 6 \text{H}_2\text{O}$, with certified purity may be used.

Tryptophan ($\text{C}_{11}\text{H}_{12}\text{N}_2\text{O}_2$), minimum assay 99 % (mass fraction). Nitrogen content 137.2 g/kg. Do not dry in an oven before use.

Acetanilide ($\text{C}_8\text{H}_9\text{NO}$), minimum assay 99 % (mass fraction). Nitrogen content 103.6 g/kg. Do not dry in an oven before use.

Sucrose, ($\text{C}_{12}\text{H}_{22}\text{O}_{11}$), with a nitrogen content of not more than 0.002 % (mass fraction). Do not dry in an oven before use.

Blank Tests

Carry out a blank test following the currently used procedure for digestion, distillation and titration taking 2 ml of water and about 0.7 g of sucrose instead of the test portion. Keep a record of blank values. If blank values change, identify the cause.

Note: The amount of titrant used in the blank test should always be greater than 0.0 ml. Blanks within the same laboratory should be consistent across time.

4.3 Recovery Tests

Regularly run recovery studies to check the accuracy of procedure and equipment:

- **Nitrogen loss** - Use 0.12 g ammonium sulphate and 0.67 g sucrose per flask weighted to the nearest 0.1 mg. Add all other reagents as stated in the method currently used (Kjeltabs, H_2SO_4 , etc). Digest and distil under same conditions as for sample. Recoveries shall be >99 %.
- **Digestion efficiency** - Use a test portion of minimum 0.15 g of tryptophan or acetanilide and 0.67 g sucrose per flask weighed to the nearest 0.1 mg. Determine the nitrogen content according to the current procedure in use. The recoveries of tryptophan shall be >98.5 %; the recoveries of acetanilide shall be >99.5 %.
- **Distillation and titration efficiency** - Distil 0.10 - 0.15 g ± 0.0001 g ammonium sulphate, omitting the digestion step. The recoveries should be >99.5 %.

Note: Results less than 98.5 % or more than 101.0 % in either of the recovery tests indicate failures in the procedure and/or inaccurate concentration of the standard volumetric hydrochloric acid solution (should be adjusted to four decimals accuracy according to procedure in AN 300)

It is recommended to participate in an external quality control program, such a proficiency program or ring test, with equivalent sample material as analysed within the laboratory.

$$w_n = \frac{14.007(V_s - V_b)N \times 100\%}{m}$$

w_N is the nitrogen content of the sample, expressed as a percentage by mass

V_1 is the numerical value of the volume of the hydrochloric acid standard volumetric solution used in the sample test, in milliliters, expressed to the nearest 0.05 ml.

V_b is the numerical value of the volume of the hydrochloric acid standard volumetric solution used in the blank test, in milliliters, expressed to the nearest 0.05 ml.

N is the numerical value of the exact normality of the hydrochloric acid standard volumetric solution, expressed to four decimal places.

m is the numerical value of the mass of the test portion, in milligrams, expressed to the nearest 1 mg for sample weights >1 g or to the nearest 0.1 mg for sample weights <1 g.

5.1 Maintenance Kjeltect™ 8100

See instructions in User Manual - Kieltec 8100/8200, chapter 5 Maintenance

5.2 Maintenance Tecator™ Digestor

See instructions in User Manual - Tecator Digestor, chapter 5 Maintenance.

This record charts are provided to assist you in keeping your system in good working order. Please make copies and use them regularly as they can often help us to help you in the unlikely event a system malfunction.

เอกสารไม่ควบคุม

[illegible]

เอกสารไม่ควบคุม

[illegible]

เอกสารไม่ควบคุม

6.2 FossCare™ Customer Log

6.2.1 Daily Maintenance

[illegible]

เอกสารไม่ควบคุม

6.2.4 Additional Maintenance

[illegible]

เอกสารไม่ควบคุม

6.2.2.2 Weekly Maintenance

[illegible]

เอกสารไม่ควบคุม

6.2.5 Yearly Maintenance

[illegible]

เอกสารไม่ควบคุม

6.2.3 Every 1-3 Months Maintenance

[illegible]

เอกสารไม่ควบคุม

เอกสารสอบเทียบเครื่องมือ
ประจำเดือนสิงหาคม พ.ศ. 2566

List of Instruments Certification for Air & Noise Quality Analysis

No.	Instrument/Equipment	Parameter	Manufacturer	Model/Serial No.	Calibrator	Certification No.	Date of Calibration	Due date of Calibration	Remark
Ambient									
1	Orifice Transfer Standard Calibrator	Total Suspended Particulate (TSP) Particulate Matter < 10 µm (PM ₁₀)	Tisch Environmental, Inc.	TE-5025A 3383	Jiranatee Associates Co., Ltd.	CL-003-65	26 Jul 22	25 Jul 24	-
2	U-Tube Manometer	Total Suspended Particulate (TSP) Particulate Matter < 10 µm (PM ₁₀)	Dwyer	1221-36-W/M -	Technology Promotion Association (Thailand-Japan)	23P1402	9 May 23	8 May 24	-
3	Air Flow Meter	Particular Matter (PM _{2.5})	Mesa Labs	DeltaCal DC1 159822	Innovative Instrument Co., Ltd.	22-AFM-140	7 Sep 22	6 Sep 23	-
4	Aneroid Barometer	Total Suspended Particulate (TSP) Particulate Matter < 10 µm (PM ₁₀) Particular Matter (PM _{2.5})	Barigo, Germany	-	Technology Promotion Association (Thailand-Japan)	23P1855	2 Jun 23	1 Jun 24	-
5	Dial Thermo-Hygrometer	Total Suspended Particulate (TSP) Particulate Matter < 10 µm (PM ₁₀) Particular Matter (PM _{2.5})	Barigo, Germany	-	Technology Promotion Association (Thailand-Japan)	23H1200	5 Jun 23	5 Jun 24	-
6	Nitrogen Dioxide Analyzer	Nitrogen Dioxide	Thermo Scientific	42i CM22387037	UAE Consultant Co., Ltd.	28032023	28 Mar 23	27 Mar 24	-
7	Nitrogen Dioxide Analyzer	Nitrogen Dioxide	Thermo Scientific	42i CM22387038	UAE Consultant Co., Ltd.	28032023	28 Mar 23	27 Mar 24	-
8	Standard Gases (Mixture)	Nitrogen Dioxide	Airgas	EB0143262 2015PSIG	Airgas an Air Liquide company	E04NI99E15A01D3	21 Jun 21	21 Jun 24	-
9	Sulphur Dioxide Analyzer	Sulphur Dioxide	Thermo Scientific	43C 43C-76465-383	UAE Consultant Co., Ltd.	25042023	25 Apr 23	24 Apr 24	-
10	Sulphur Dioxide Analyzer	Sulphur Dioxide	Thermo Scientific	43i 43C-65007-345	UAE Consultant Co., Ltd.	07032023	7 Mar 23	6 Mar 24	-
11	Standard Gases (Mixture)	Sulphur Dioxide	Airgas	EB0143262 2015PSIG	Airgas an Air Liquide company	E04NI99E15A01D3	21 Jun 21	21 Jun 24	-

List of Instruments Certification for Air & Noise Quality Analysis

No.	Instrument/Equipment	Parameter	Manufacturer	Model/Serial No.	Calibrator	Certification No.	Date of Calibration	Due date of Calibration	Remark
Ambient									
12	Carbon Monoxide Analyzer	Carbon Monoxide	Thermo	48i 1201778117	UAE Consultant Co.,Ltd.	21022023	21 Feb 23	20 Feb 24	-
13	Carbon Monoxide Analyzer	Carbon Monoxide	Thermo	48i 1201778118	UAE Consultant Co.,Ltd.	20032023	20 Mar 23	19 Mar 24	-
14	Standard Gases (Mixture)	Carbon Monoxide	Airgas	EB0143262 2015PSIG	Airgas an Air Liquide company	E04NI99E15A01D3	21 Jun 21	21 Jun 24	-
15	Total Hydrocarbons Analyzer	Total Hydrocarbons	HORIBA	APHA-370 RATFJBXS	UAE Consultant Co.,Ltd.	08022023	8 Feb 23	7 Feb 24	-
16	Total Hydrocarbons Analyzer	Total Hydrocarbons	HORIBA	APHA-370 GAL13KSE	UAE Consultant Co.,Ltd.	08022023	8 Feb 23	7 Feb 24	-
17	Standard Gas	Total Hydrocarbons	Air Liquide	CC143232	Air Liquide	E03AI99E15A006C	16 Oct 20	16 Oct 28	-
18	Vibration Meter	Vibration Level Acceleration Level	Instantel Inc.	Micromate UM13368	Calibration Laboratory Co.Ltd	Q23015868	13 Feb 23	12 Feb 24	-
19	Sound Level Calibrator (Acoustic Calibrator)	Calibrate Sound Level Meter	Svantek	SV35A 73249	Innovative Instrument Co.,Ltd.	23-ACT-111	27 Jun 23	26 Jun 24	-
20	Sound Level Meter	$L_{Aeq\ 24\ hours}$ L_{Amax} เสียงรบกวน	Larson Davis	LxT1 0007303	Larson Davis-A PCB Piezotronics Div.	2023003660	23 Mar 23	22 Mar 25	-
21	Sound Level Meter	$L_{Aeq\ 24\ hours}$ L_{Amax} เสียงรบกวน	Larson Davis	LxT1 0007304	Larson Davis-A PCB Piezotronics Div.	2023003661	23 Mar 23	22 Mar 25	-

CERTIFICATE OF CALIBRATION

Certificate No. : CL-003-65

Page 1 of 2 Pages

MEASUREMENT ITEM : Top Load Orifice
MANUFACTURER : Tach Environmental, Inc.
MODEL/TYPE : TE-5025A
SERIAL NUMBER : 13381
ID NUMBER : UAE-EFM-263/2560
CONDITION AS-RECEIVED : Used item
CUSTOMER : United Analyst and Engineering Consultant Co., Ltd.
81 Soi Udomsuk 41, Sukhumvit Road, Bangkok, Phrakhanong,
Bangkok 10260

RECEIVED DATE : 15 Jul 2022
MEASUREMENT DATE : 25 Jul 2022
ISSUE DATE : 26 Jul 2022

ENVIRONMENTAL CONDITIONS:

Ambient condition in the laboratory are as follows:
Temperature : 23.0 ± 3.0 °C
Relative Humidity : 55.0 ± 15.0 %RH
Atmospheric Pressure : 1010 ± 10 hPa

CALIBRATION CONDITION:

Preconditioning : 24 hours at ambient conditions.
Measurement Condition : The average values during measurement are 24.8 °C and 55.1 %RH.

TABULATION OF RESULTS:

The table on next page give the measured values:

Calibration procedure:
The Orifice gas flow device was calibrated against Standard Rotary Displacement Meter (Roots Meter) Model G615 (MAC-220g). The Weigand-Gott was used as a calibration guideline.

Traceability:
This certificate provides a traceability of the measurement to recognized the national standards and to realization of the international system of units (SI) through the VSL (National Metrology Institute of Netherlands) via Certificate number: 02211901

Uncertainty of Measurement:
The reported uncertainty of measurement is based on the standard uncertainty multiplied by a coverage factor $k=2$. Which for a normal distribution corresponds to a coverage probability of approximately 95%. The standard uncertainty has been determined in accordance with the GUM "Evaluation of measurement data - Guide to the expression of uncertainty in measurement"

Calibrated by:
☐ Mr. Sornwit Thachalad
☒ Miss Jitraporn Lertsomphol



Approved signatory: Mr. Parinya Boonchanen
Calibration Department Manager

Continuation of Certificate of Calibration Number CL-003-65

Page 2 of 2 Pages

MEASUREMENT RESULTS:

The Orifice gas flow device was calibrated by direct comparison method with the Standard Rotary Displacement Meter (Roots Meter). The humid air was used as a medium in the system. The standard conditions are 25 °C (298.15 K) and 760 mmHg for standard temperature and standard pressure respectively.

Table 1: The results of Q Standard calibration data

Plate	Flow rate m ³ /min	Pressure [Pa] mmHg	Temperature [Ta] °C	Temperature [Tm] °C	Ap_meter mmHg	Ap_Orifice inH ₂ O	γ	Standard Flow [Qs] m ³ /min
1	0.097	754.265	24.640	23.960	55.399	1.699	1.299	0.643
2	1.000	754.236	24.950	24.350	62.172	3.444	1.849	0.913
3	1.118	754.323	24.730	24.210	41.925	4.582	2.113	1.051
4	1.169	754.212	24.640	24.160	31.045	6.150	2.262	1.116
5	1.416	754.175	24.480	24.210	30.117	7.629	2.754	1.353

Slope [m]: 2.04804
Intercept [b]: -0.01939
Correlation coefficient (r): 0.99982
Uncertainty (k=2): 0.011 m³/min

Table 2: The results of Q actual calibration data

Plate	Flow rate m ³ /min	Pressure [Pa] mmHg	Temperature [Ta] °C	Temperature [Tm] °C	Ap_meter mmHg	Ap_Orifice inH ₂ O	γ	Standard Flow [Qs] m ³ /min
1	0.097	754.265	24.640	23.960	55.399	1.699	0.819	0.647
2	1.000	754.236	24.950	24.350	62.172	3.444	1.167	0.919
3	1.118	754.323	24.730	24.210	41.925	4.582	1.345	1.058
4	1.169	754.212	24.640	24.160	31.045	5.150	1.426	1.123
5	1.416	754.175	24.480	24.210	30.117	7.629	1.735	1.361

Slope [m]: 1.28277
Intercept [b]: -0.01223
Correlation coefficient (r): 0.99982
Uncertainty (k=2): 0.012 m³/min

End of Certificate of Calibration



THIS CERTIFICATE REPORT MAY NOT BE REPRODUCED EXCEPT IN FULL UNLESS PERMISSION FOR IN WRITING FROM THE LABORATORY

เอกสารไม่ควบคุม

เอกสารไม่ควบคุม



TECHNOLOGY PROMOTION ASSOCIATION (THAILAND-JAPAN)
CORPORATE SERVICES 3: EQUIPMENT CALIBRATION AND TESTING SERVICES
534/4 PATTANAKARN ROAD SOI 18, SUANLUANG, SUANLUANG, BANGKOK 10250
TEL: 6-2717-3000-24 FAX: 6-2719-9484

Certificate of Calibration

Certificate No. : 23P1402
Page : 1 of 2

Equipment : U Tube Manometer

Manufacturer: Dwyer

Model : 1221-36-W/M

Serial No.: -

ID No.: UAE-EFM-180/2561

Condition As-Received: Used item

Received Date: 26 April 2023

Calibration Date: 09 May 2023

Reference: 2304-0703WSC

Ambient Temperature: (23 ± 2) °C

Relative Humidity: (50 ± 15) %

Atmospheric Pressure: 1010 mbar

Submitted by: United Analyst and Engineering Consultant Co., Ltd.

81 Soi Udomsuk 41, Sukhumvit Road, Bangkok,

Phrakhanong, Bangkok 10260

Procedure used: The calibration was conducted by direct comparison method against Pressure Measuring Instruments Standard according to in-house calibration procedure CP-P04, using "DKD-R 6-1"; Calibration of Pressure Gauges, Edition 03/2014 " as a guidelines.

Condition of this result of calibration

1. Reference standards instruments :

Instrument	Model	Serial No.	Certificate No.	Due Date
1) Pressure Calibrator	PC-106P	1189	MP-0137-22	24 Aug 2023

2. This result of calibration was made on requested at the point specified by customer.

3. Scale and conversion factor is 1 kPa = 4.0146293 inH₂O

4. This instrument was used clean air as pressure media.

5. This instrument was calibrated by applied pressure to high-port (+) side and low-port (-) side open to atmospheric pressure.

6. This instrument was installed in vertical orientation and top of the pressure port was used as the reference level.

7. The certificate is valid only to the item calibrated on date and place of calibration.

8. This Certification is traceable to the International System of Unit maintained through:-

-National Institute of Metrology Thailand (NIMT)

Calibrated by : Suwit Aussarree
Issue Date : 11 May 2023

Approved Signatory :
[] Phalinee Prabpaipal
[] Sura Suwannasri
[x] Attapol Panurach

เอกสารไม่ควบคุม
B 0314242



Cert.No.: 23P1402
Page: 2 of 2

Result of calibration:- Without adjustment
Function:- Pressure Measurement
Increasing Pressure

Range: 0 inH₂O to 36 inH₂O
Scale Interval: 0.1 inH₂O (The Fifth Estimate)

Applied Pressure (inH ₂ O)	High-port side (inH ₂ O)	Low-port side (inH ₂ O)	ΔP (inH ₂ O)	Error (inH ₂ O)
0.00	0.00	0.00	0.00	0.00
2.00	1.00	-1.00	2.00	0.00
4.00	2.00	-2.00	4.00	0.00
6.00	3.00	-3.00	6.00	0.00
8.00	4.00	-4.00	8.00	0.00
10.00	5.00	-5.00	10.00	0.00
12.00	6.00	-6.00	12.00	0.00
14.00	7.00	-7.02	14.02	0.02
16.00	8.00	-8.02	16.02	0.02
18.00	9.02	-9.04	18.06	0.06
20.00	10.02	-10.04	20.06	0.06
22.00	11.00	-11.04	22.04	0.04
24.00	12.02	-12.06	24.08	0.08
26.00	13.02	-13.06	26.08	0.08
28.00	14.02	-14.04	28.06	0.06
30.00	15.02	-15.02	30.04	0.04
32.00	16.00	-16.02	32.02	0.02
34.00	17.00	-17.00	34.00	0.00
35.80	17.96	-17.88	35.84	0.14

The uncertainty of measurement was ± 0.11 inH₂O

* UUC = Unit Under Calibration

* ΔP = High-port side - Low-port side

The reported uncertainty of measurement was based on a standard uncertainty multiplied by a coverage factor $k=2$, providing a level of confidence of approximately 95 %.

-o-o-

เอกสารไม่ควบคุม
a 1160343

Certificate of Calibration

Customer
Name : UNITED ANALYST AND ENGINEERING CONSULTANT CO., LTD.
Address : 81 Soi Udomsuk 41, Sukhumvit Road, Bangchak, Prakanong,
Bangkok 10260

Certificate No : 22-AFM-140
Request No : Req-2022-1607

Unit Under Calibration Details

Measurement Item : Air Flow meter
Manufacturer : BGI
Model : Delta Cal DC1
Serial Number : 159822
ID : UAE.EFM.039/2561
Location of Calibration : LAB 4 AIR VELOCITY METER

Sensor Model : -
Sensor Serial Number : -

Calibration Environment and Details

Temperature : 23 °C ± 3 °C
Humidity : 55 %RH ± 20 %RH
Barometric Pressure : 1013 hPa ± 10 hPa
Received Date : 22 August 2022
Calibration Date : 7 September 2022
Calibration Procedure : In-house method CP-AFM-01 by Comparison technique with Standard Primary Flow Calibrator

Reference Standard	Model	Serial Number	Traceable	Due Calibration
Air Flow Meter	Gilibrator 3 High Flow	18S01012012	Sensidyne	15 June 2023


Traceability :

This certificate provides traceability of measurement to recognized national standard, and to the realization of the International System of Units (SI)

Note :

The reported uncertainty is based on standard uncertainty multiplied by the Coverage Factor $k=2$, providing a level of confidence approximately 95 %

Calibration By : 
Mr. Neppadon Luangart
Service Calibration Engineer

Approved By : 
Mr. Pachi Mahavorn
Calibration Engineer Supervisor
Issue Date : 7 September 2022

The results related only to the item calibrated. The certificate shall not be reproduced except in full, without written approval of the Innovative Instrument Co., Ltd.

FM-708-AFM-01 Rev.00 Issue date 01/07/19

เอกสารไม่ควบคุม

Certificate No : 22-AFM-140
Request No : Req-2022-1607

Result of Calibration :

Flow Setting	STD Flow Reading	UUC Flow Reading	Correction Flow	Uncertainty
(LPM)	(LPM)	(LPM)	(LPM)	(LPM)
14.5	14.50	14.57	-0.07	0.21
15.0	15.00	15.09	-0.09	0.22
15.8	15.80	15.88	-0.08	0.23
16.6	16.60	16.67	-0.07	0.24
18.3	18.30	18.40	-0.10	0.26

Note

STD : Standard

UUC : Unit Under Calibration

Calibration media : Air

* Indicates non accredited

End of Certificate

The results related only to the item calibrated. The certificate shall not be reproduced except in full, without written approval of the Innovative Instrument Co., Ltd.

FM-708-AFM-01 Rev.00 Issue date 01/07/19

เอกสารไม่ควบคุม

Certificate of Calibration

Customer
Name : UNITED ANALYST AND ENGINEERING CONSULTANT CO., LTD.
Address : 81 Soi Udomsuk 41, Sukhumvit Road, Bangchak, Prakanong,
Bangkok 10260

Certificate No : 22-TPM-379
Request No : Req-2022-1607
Page : 1/2

Unit Under Calibration Details

Calibration Parameter : Temperature
Instrument Name : Air Flow meter
Manufacturer : BGI
Model : Delta Cal DC1
Serial Number : 159822
Resolution : 0.1 °C
ID Number : UAE.EFM.039/2561

Range Calibration : 20 °C to 45 °C
Type of Sensor : RTD
Sensor Diameter (mm) : 3
Calibration Position (mm) : 45
Instrument Status : Used

Calibration Environment and Details


Temperature : 23 °C ± 3 °C
Humidity : 55 %RH ± 15 %RH
Received Date : 22 August 2022
Calibrated Date : 7 September 2022
Calibration Procedure : In-house method CP-TPM-01 by Comparison with Standard Thermometer.

Reference Standard : Digital Thermometer with Sensor, Manufacturer: GINGO/GINGO, Model: GT11/RTD100, SN: 08000057, ID: 02-TPM Which was calibrated on 10 March 2022, Calibration Certificate No. : QR22-0578

Traceability : This Certificate is traceable to SI Unit through Quality Reborn Co., Ltd., NSC-ONSC Accreditation No.: Calibration 0292

Note

The reported uncertainty is based on standard uncertainty multiplied by the Coverage Factor $k=2$, providing a level of confidence approximately 95 %

Approved By : 
Mr. Pachi Mahavorn
Calibration Engineer Supervisor
Issue Date : 7 September 2022

The results related only to the item calibrated. The certificate shall not be reproduced except in full, without written approval of the Innovative Instrument Co., Ltd.

FM-708-TPM-01 Rev.01 Issue date 13/02/20

เอกสารไม่ควบคุม

Calibration Note

UUC Adjustment : Not Adjust

Certificate No : 22-TPM-379

Request No : Req-2022-1607

Page : 2/2

Result of Calibration :

UUC Sensor	Standard Temperature (°C)	UUC Reading (°C)	Correction (°C)	Uncertainty (± °C)
Ta	20.004	20.0	0.0	0.14
	25.003	24.9	+0.1	0.14
	30.001	30.0	0.0	0.14
	35.002	34.9	+0.1	0.14
	40.002	39.8	+0.2	0.14
Tf	45.005	45.0	0.0	0.14
	20.004	20.1	-0.1	0.14
	25.003	24.9	+0.1	0.14
	30.001	29.9	+0.1	0.14
	35.002	34.9	+0.1	0.14
	40.002	39.9	+0.1	0.14
	45.005	45.2	-0.2	0.14

End of Certificate

Calibrated By : 
Mr. Neppadon Luangart

The results related only to the item calibrated. The certificate shall not be reproduced except in full, without written approval of the Innovative Instrument Co., Ltd.

FM-708-TPM-01 Rev.01 Issue date 13/02/20

เอกสารไม่ควบคุม



Certificate of Calibration

Certificate No.: 23P1855
Page: 1 of 2

Equipment: Aneroid Barometer

Manufacturer: Barigo

Model: -

Serial No.: -

ID No.: UAE.ANV.122/2550

Condition As-Received: Used Item

Received Date: 26 May 2023

Calibration Date: 02 June 2023

Reference: 2305-0919WSC

Ambient Temperature: (23 ± 2) °C

Relative Humidity: (50 ± 15) %

Atmospheric Pressure: 1007 mbar

This certificate may not be reproduced other than in full,
except with the prior written approval of the head of
Corporate Services 3: Equipment Calibration and Testing Services.

Submitted by: United Analyst and Engineering Consultant Co.,Ltd.

81 Soi Udomsuk 41, Sukhumvit Road,
Bangchak, Phraekhanong, Bangkok 10260

Procedure used: The calibration was conducted by direct comparison method against Pressure Measuring Instruments
Standard according to in-house calibration procedure CP-P10, using "DKD-R 6-1 : Calibration of Pressure
Gauges, Edition 03/2014 " as a guidelines.

Condition of this result of calibration

1. Reference standards instruments :

Instrument	Model	Serial No.	Certificate No.	Due Date
1) Standard Barometer	DPI142	1422505048	MP-0094-23	03 May 2024

2. This instrument was installed in vertical orientation and center of the dial was used as the reference level.

3. This result of calibration was made on requested at the point specified by customer.

4. This result of calibration instrument was in absolute pressure.

5. This instrument was used clean air as pressure media.

6. The certificate is valid only to the item calibrated on date and place of calibration.

7. This Certification is traceable to the International System of Unit maintained through:-

-National Institute of Metrology Thailand (NIMT)

Calibrated by: Suksan Khankaew
Issue Date: 06 June 2023

Approved Signatory: [Signature]
[Signature]
[Signature]
[Signature]

เอกสารไม่ควบคุม
B 0316955



Cert.No.: 23P1855
Page: 2 of 2

Result of calibration:- Without adjustment

Range: 960 hPa to 1030 hPa

Function:- Absolute Pressure Measurement

Scale Interval: 1 hPa (The Fifth Estimate)

Increasing Pressure

Applied Pressure (hPa)	958.50	969.59	980.35	990.39	1001.01	1011.15	1020.94	1031.45
UUC* Indication (hPa)	960.0	970.0	980.0	990.0	1000.0	1010.0	1020.0	1030.0
Error (hPa)	1.50	0.41	-0.35	-0.39	-1.01	-1.15	-0.94	-1.45

Decreasing Pressure

Applied Pressure (hPa)	1031.45	1021.61	1012.16	1002.38	992.17	982.20	970.69	959.32
UUC* Indication (hPa)	1030.0	1020.0	1010.0	1000.0	990.0	980.0	970.0	960.0
Error (hPa)	-1.45	-1.61	-2.16	-2.38	-2.17	-2.20	-0.69	0.68

The uncertainty of measurement was ± 0.30 hPa

* UUC = Unit Under Calibration

The reported uncertainty of measurement was based on a standard uncertainty multiplied
by a coverage factor k = 2, providing a level of confidence of approximately 95 %.

-000-

เอกสารไม่ควบคุม
a 1165504



Certificate of Calibration

Certificate No.: 23H1200
Page: 1 of 2

Equipment: Dial Thermo-Hygrometer

Manufacturer: Barigo

Model: -

Serial No.: -

ID No.: UAE.ANV.130/2550

Condition As-Received: Used Item

Received Date: 26 May 2023

Calibration Date: 30 May 2023
to 06 June 2023

Reference: 2305-0919WSC

Ambient Temperature: (25 ± 3) °C

Relative Humidity: (50 ± 20) %

Submitted by: United Analyst and Engineering Consultant Co.,Ltd.

81 Soi Udomsuk 41, Sukhumvit Road,
Bangchak, Phraekhanong, Bangkok 10260

Procedure used: Calibration were conducted using in-house calibration procedure CP-H02 according to comparison
with standard chilled mirror sensor for humidity measurement function and comparison with standard
temperature probe for temperature measurement function into humidity / temperature chamber.

Condition of this result of calibration

1. Reference standards instruments :

Instrument	Model	Serial No.	Certificate No.	Due Date
1) Hygro-M2 Dew Point Monitor	5112	2360195	20703	02 Aug 2023
2) Handheld Thermometer With Sensor	1523	3240076	231305	15 Mar 2024

2. The certificate is valid only to the item calibrated on date and place of calibration.

3. This Certification is traceable to the International System of Unit maintained through:-

-National Institute of Standards and Technology (NIST) , The United States of America

-Technology Promotion Association (Thailand-Japan), NSC-ONS Accredited No. Calibration 0008

Calibrated by: Somchai Durmro
Issue Date: 07 June 2023

Approved Signatory: [Signature]
[Signature]
[Signature]
[Signature]

เอกสารไม่ควบคุม
B 0316274



Cert. No.: 23H1200
Page: 2 of 2

Result of Calibration:-

Before Adjustment

Function: Humidity Measurement

Reference Temperature (°C)	Standard Humidity (%R.H.)	UUC* Reading (%R.H.)	Error (%R.H.)	Uncertainty of Measurement (±%R.H.)
25.0	40.1	48	7.9	1.6
25.0	60.0	63	3.0	1.7
25.0	80.0	76	-4.0	1.9

Result of Calibration:-

After Adjustment

Function: Humidity Measurement

Reference Temperature (°C)	Standard Humidity (%R.H.)	UUC* Reading (%R.H.)	Error (%R.H.)	Uncertainty of Measurement (±%R.H.)
25.0	40.1	44	3.9	1.6
25.0	60.0	60	0.0	1.7
25.0	80.0	75	-5.0	1.9

Result of Calibration:-

Without Adjustment

Function: Temperature Measurement

Standard Temperature (°C)	UUC* Reading (°C)	Error (°C)	Uncertainty of Measurement (±°C)
19.987	20.0	0.013	0.72
30.016	30.0	-0.016	0.72
39.944	39.5	-0.444	0.72

UUC* : Unit Under Calibration

The reported uncertainty of measurement was base on standard uncertainty multiplied
by coverage factor k = 2.00, providing confidence level approximately 95%.

-000-

เอกสารไม่ควบคุม
a 1165295

MULTI-POINT GAS TEST REPORT

Test Date : Mar 28, 2023

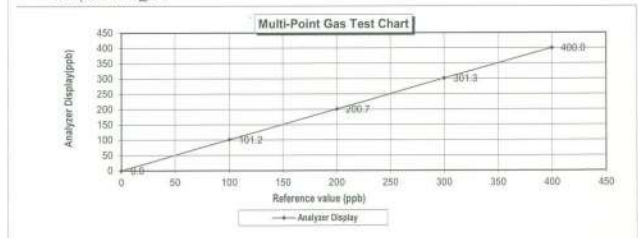
Equipment : Gas Analyzer (NO₂) Model : 42i
Manufacturer : Thermo Scientific Serial Number : CM22387037

Standard Gas Concentration
Sulphur Dioxide (SO₂) 44.68 PPM
Nitric Oxide (NO) 45.94 PPM
Methane (CH₄) - PPM
Carbon Monoxide (CO) 984.8 PPM
Cylinder No. : EB0143262
Expiration Date : Jun 21, 2024

Dilutor Detail
Manufacturer : Thermo Scientific
Model : 146i
Serial Number : 1180540071

Multi-point gas test data

Level	Reference Value (ppb)	Analyzer Display (ppb)	Difference Error	Percent Error	[% Error]
Level 1	Zero	0.0	0.00	0.00	0.00
Level 2	20.00%	100.0	101.2	1.20	1.19
Level 3	40.00%	200.0	200.7	0.70	0.35
Level 4	60.00%	300.0	301.3	1.30	0.43
Level 5	80.00%	400.0	400.0	0.00	0.00
Remark : Measuring Range 500.0 ppb			Average Difference (%)		0.39
Acceptable Limit $\pm 5\%$					



Calculate by [Signature]
28/3/2023

Approved by [Signature]
28/3/2023

MULTI-POINT GAS TEST REPORT

Test Date : Mar 28, 2023

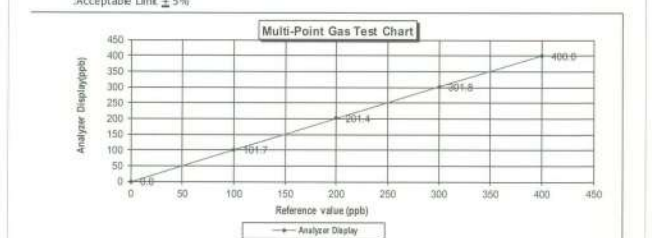
Equipment : Gas Analyzer (NO₂) Model : 42i
Manufacturer : Thermo Scientific Serial Number : CM22387038

Standard Gas Concentration
Sulphur Dioxide (SO₂) 44.68 PPM
Nitric Oxide (NO) 45.94 PPM
Methane (CH₄) - PPM
Carbon Monoxide (CO) 984.8 PPM
Cylinder No. : EB0143262
Expiration Date : Jun 21, 2024

Dilutor Detail
Manufacturer : Thermo Scientific
Model : 146i
Serial Number : 1180540071

Multi-point gas test data

Level	Reference Value (ppb)	Analyzer Display (ppb)	Difference Error	Percent Error	[% Error]
Level 1	Zero	0.0	0.00	0.00	0.00
Level 2	20.00%	100.0	101.7	1.70	1.67
Level 3	40.00%	200.0	201.4	1.40	0.70
Level 4	60.00%	300.0	301.8	1.80	0.60
Level 5	80.00%	400.0	400.0	0.00	0.00
Remark : Measuring Range 500.0 ppb			Average Difference (%)		0.59
Acceptable Limit $\pm 5\%$					



Calculate by [Signature]
28/3/2023

Approved by [Signature]
28/3/2023

CERTIFICATE OF ANALYSIS
Grade of Product: EPA Protocol

Part Number: E04N199E15A01D3 Reference Number: 122-402135167-1
Cylinder Number: EB0143262 Cylinder Volume: 144.4 CF
Laboratory: 124 - Durham (SAP) - NC Cylinder Pressure: 2015 PSIG
PGVP Number: B22021 Valve Outlet: 650
Gas Code: CO,NO,NOX,SO₂,BALN Certification Date: Jun 21, 2021

Expiration Date: Jun 21, 2024

Certification performed in accordance with "EPA Traceability Protocol for Assay and Certification of Gaseous Calibration Standards (May 2012)" document EPA 800R-12/531, using the assay procedures listed. Analytical Methodology does not require correction for analytical interference. This cylinder has a total analytical uncertainty as stated below with a confidence level of 95%. There are no significant impurities which affect the use of this calibration mixture. All concentrations are on a mole/mole basis unless otherwise noted.
Do Not Use This Cylinder below 100 psig, i.e. 0.7 megapascals.

ANALYTICAL RESULTS

Component	Requested Concentration	Actual Concentration	Protocol Method	Total Relative Uncertainty	Assay Dates
NOX	45.00 PPM	45.96 PPM	G1	$\pm 1.4\%$ NIST Traceable	09/14/2021, 09/21/2021
NITRIC OXIDE	45.00 PPM	45.94 PPM	G1	$\pm 1.4\%$ NIST Traceable	09/14/2021, 09/21/2021
SULFUR DIOXIDE	45.00 PPM	44.98 PPM	G1	$\pm 1.2\%$ NIST Traceable	09/14/2021, 09/21/2021
CARBON MONOXIDE	1000 PPM	984.8 PPM	G1	$\pm 0.7\%$ NIST Traceable	09/14/2021
NITROGEN	Balance				

CALIBRATION STANDARDS

Type	Lot ID	Cylinder No	Concentration	Uncertainty	Expiration Date
NTRM	20081120	CC708098	49.82 PPM NITRIC OXIDE/NITROGEN	$\pm 1.0\%$	Feb 02, 2025
PRM	12386	D085025	9.91 PPM NITROGEN DIOXIDE/AIR	$\pm 2.0\%$	Feb 20, 2020
GMIS	401423838102	CC505681	4.348 PPM NITROGEN DIOXIDE/NITROGEN	± 2.1	Feb 18, 2023
NTRM	16011043	CC473277	49.02 PPM SULFUR DIOXIDE/NITROGEN	$\pm 0.8\%$	Jun 17, 2025
NTRM	14060119	CC434277	990.9 PPM CARBON MONOXIDE/NITROGEN	$\pm 0.6\%$	Nov 15, 2025

ANALYTICAL EQUIPMENT

Instrument/Make/Model	Analytical Principle	Last Multipoint Calibration
Nicolet 6700 AHR0801333 CO	FTIR	Jun 03, 2021
Nicolet 6700 AHR0801333 NO	FTIR	Jun 03, 2021
Nicolet 6700 AHR0801333 NO ₂	FTIR	Jun 03, 2021
Nicolet 6700 AHR0801333 SO ₂	FTIR	Jun 03, 2021

Triad Data Available Upon Request

NOTES: PO #5221002807
GROSS WT: 28.40kg
NET WT: 4.73kg



The analytical test results reported on this certificate relate only to the cylinder number specified above. This includes the test report.

Approved for Release

เอกสารไม่ควบคุม

MULTI-POINT GAS TEST REPORT

Test Date : Apr 25, 2023

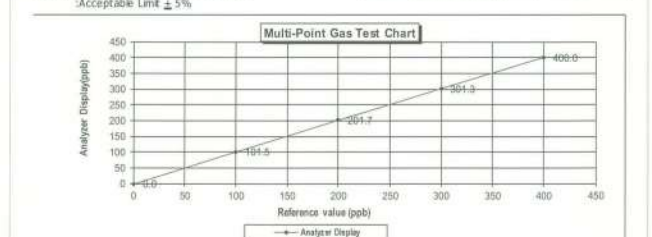
Equipment : Gas Analyzer (SO₂) Model : 43C
Manufacturer : Thermo Environmental Instruments Serial Number : 43C-76465-383

Standard Gas Concentration
Sulphur Dioxide (SO₂) 44.68 PPM
Nitric Oxide (NO) 45.94 PPM
Methane (CH₄) - PPM
Carbon Monoxide (CO) 984.8 PPM
Cylinder No. : EB0143262
Expiration Date : Jun 24, 2024

Dilutor Detail
Manufacturer : Thermo SCIENTIFIC
Model : 146i
Serial Number : 1180540071

Multi-point gas test data

Level	Reference Value (ppb)	Analyzer Display (ppb)	Difference Error	Percent Error	[% Error]
Level 1	Zero	0.0	0.00	0.00	0.00
Level 2	20.00%	100.0	101.5	1.50	1.48
Level 3	40.00%	200.0	201.7	1.70	0.84
Level 4	60.00%	300.0	301.3	1.30	0.43
Level 5	80.00%	400.0	400.0	0.00	0.00
Remark : Measuring Range 500.0 ppb			Average Difference (%)		0.55
Acceptable Limit $\pm 5\%$					



Calculate by [Signature]
25/4/2023

Approved by [Signature]
25/4/2023



MULTI-POINT GAS TEST REPORT

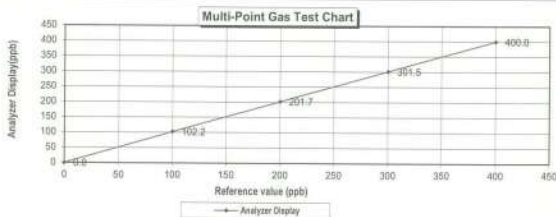
Test Date : Apr 7, 2023

Equipment : Gas Analyzer (SO₂) Model : 43C
Manufacturer : Thermo Environmental Instruments Serial Number : 43C-65007-345

Standard Gas Concentration		Dilutor Detail	
Sulphur Dioxide (SO ₂)	44.68 PPM	Manufacturer :	Thermo SCIENTIFIC
Nitric Oxide (NO)	45.94 PPM	Model :	146i
Methane (CH ₄)	- PPM	Serial Number :	1180540071
Carbon Monoxide (CO)	984.8 PPM		
Cylinder No. :	EB0143262		
Expiration Date :	Jun 24, 2024		

Multi-point gas test data

Level	Reference Value (ppb)	Analyzer Display (ppb)	Difference Error	Percent Error	[% Error]
Level 1	Zero	0.0	0.00	0.00	0.00
Level 2	20.00%	100.0	102.2	2.20	2.15
Level 3	40.00%	200.0	201.7	1.70	0.84
Level 4	60.00%	300.0	301.5	1.50	0.50
Level 5	80.00%	400.0	400.0	0.00	0.00
Remark : Measuring Range			Average Difference (%)		
: Acceptable Limit $\pm 5\%$			0.70		



Calculate by

Approve by

เอกสารไม่ควบคุม



CERTIFICATE OF ANALYSIS

Grade of Product: EPA Protocol

Part Number: E04N199E15A01D3 Reference Number: 122-402135167-1
Cylinder Number: EB0143262 Cylinder Volume: 144.4 CF
Laboratory: 124 - Durham (SAP) - NC Cylinder Pressure: 2015 PSIG
PGVP Number: B22021 Valve Outlet: 560
Gas Code: CO,NO,NOX,SO2,BALN Certification Date: Jun 21, 2021

Expiration Date: Jun 21, 2024

Certification performed in accordance with "EPA Traceability Protocol for Assay and Certification of Gaseous Calibration Standards (May 2012)" document EPA 800R-12/931, using the assay procedures listed. Analytical Methodology does not require correction for analytical interference. This cylinder has a total analytical uncertainty as stated below with a confidence level of 95%. There are no significant impurities which affect the use of this calibration mixture. All concentrations are on a mole/mole basis unless otherwise noted.
(Do not Use This Cylinder below 100 psig, i.e. 6.7 megapascals)

Component	Requested Concentration	Actual Concentration	Protocol Method	Total Relative Uncertainty	Assay Dates
NOX	45.00 PPM	45.96 PPM	G1	+/- 1.4% NIST Traceable	06/14/2021, 06/21/2021
NITRIC OXIDE	45.00 PPM	45.94 PPM	G1	+/- 1.4% NIST Traceable	06/14/2021, 06/21/2021
SULFUR DIOXIDE	45.00 PPM	44.68 PPM	G1	+/- 1.0% NIST Traceable	06/14/2021, 06/21/2021
CARBON MONOXIDE	1000 PPM	984.8 PPM	G1	+/- 0.7% NIST Traceable	06/14/2021, 06/21/2021
NITROGEN	Balance				09/14/2021

Type	Lot ID	Cylinder No	Concentration	Uncertainty	Expiration Date
NTRM	20061120	CC708008	49.82 PPM NITRIC OXIDE/NITROGEN	+/- 1.0%	Feb 02, 2025
PRM	12386	CS85025	9.91 PPM NITROGEN DIOXIDE/AIR	+/- 2.0%	Feb 20, 2020
GMIS	401423836102	CC505981	4.348 PPM NITROGEN DIOXIDE/NITROGEN	+/- 2.1	Feb 18, 2023
NTRM	16011043	CC473277	49.02 PPM SULFUR DIOXIDE/NITROGEN	+/- 0.8%	Jun 17, 2022
NTRM	14080119	CC434277	990.9 PPM CARBON MONOXIDE/NITROGEN	+/- 0.6%	Nov 15, 2025

Instrument/Make/Model	Analytical Principle	Last Multipoint Calibration
Nicolet 8700 AHR0801333 CO	FTIR	Jun 03, 2021
Nicolet 8700 AHR0801333 NO	FTIR	Jun 03, 2021
Nicolet 8700 AHR0801333 NO2	FTIR	Jun 03, 2021
Nicolet 8700 AHR0801333 SO2	FTIR	Jun 03, 2021

Triad Data Available Upon Request

NOTES: PO #5221002807

GROSS WT: 28.40kg

NET WT: 4.73kg



The analytical test results reported on this certificate relate only to the cylinder number specified above. This concludes the test report.

Approved for Release



CERT 3082.01

เอกสารไม่ควบคุม



MULTI-POINT GAS TEST REPORT

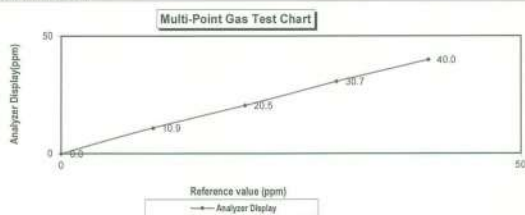
Test Date : Feb 21, 2023

Equipment : Gas Analyzer (CO) Model : 48i
Manufacturer : Thermo Scientific Serial Number : 1182920020

Standard Gas Concentration		Dilutor Detail	
Sulphur Dioxide (SO ₂)	44.68 PPM	Manufacturer :	Thermo Scientific
Nitric Oxide (NO)	45.94 PPM	Model :	146i
Methane (CH ₄)	- PPM	Serial Number :	1180540071
Carbon Monoxide (CO)	984.8 PPM		
Cylinder No. :	EB0143262		
Expiration Date :	Jun 20, 2024		

Multi-point gas test data

Level	Reference Value (ppm)	Analyzer Display (ppm)	Difference Error	Percent Error	[% Error]
Level 1	Zero	0.0	0.0	0.0	0.0
Level 2	20.00%	10.0	10.9	0.9	8.3
Level 3	40.00%	20.0	20.5	0.5	2.4
Level 4	60.00%	30.0	30.7	0.7	2.3
Level 5	80.00%	40.0	40.0	0.0	0.0
Remark : Measuring Range			Average Difference (%)		
: Acceptable Limit $\pm 5\%$			2.60		



Calculate by

Approve by

เอกสารไม่ควบคุม

MULTI-POINT GAS TEST REPORT

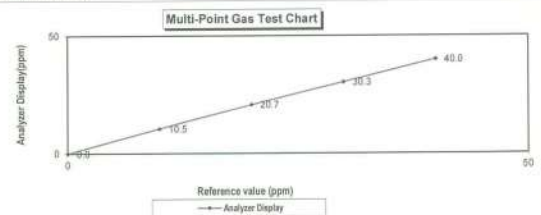
Test Date : Mar 20, 2023

Equipment : Gas Analyzer (CO) Model : 48i
Manufacturer : Thermo Scientific Serial Number : 1201778118

Standard Gas Concentration		Dilutor Detail	
Sulphur Dioxide (SO ₂)	44.68 PPM	Manufacturer :	Thermo Scientific
Nitric Oxide (NO)	45.94 PPM	Model :	146i
Methane (CH ₄)	- PPM	Serial Number :	1180540071
Carbon Monoxide (CO)	984.8 PPM		
Cylinder No. :	EB0143262		
Expiration Date :	Jun 20, 2024		

Multi-point gas test data

Level	Reference Value (ppm)	Analyzer Display (ppm)	Difference Error	Percent Error	[% Error]
Level 1	Zero	0.0	0.0	0.0	0.0
Level 2	20.00%	10.0	10.5	0.5	4.8
Level 3	40.00%	20.0	20.7	0.7	3.4
Level 4	60.00%	30.0	30.3	0.3	1.0
Level 5	80.00%	40.0	40.0	0.0	0.0
Remark : Measuring Range			Average Difference (%)		
: Acceptable Limit $\pm 5\%$			1.83		



Calculate by

Approve by

เอกสารไม่ควบคุม

CERTIFICATE OF ANALYSIS

Grade of Product: EPA Protocol

Part Number: E04N199E15A01D3 Reference Number: 122-402135167-1
Cylinder Number: EB0143262 Cylinder Volume: 144.4 CF
Laboratory: 124 - Durham (SAP) - NC Cylinder Pressure: 2015 PSIG
PGVP Number: B22021 Valve Outlet: 650
Gas Code: CO,NO,NOX,SO2,BALN Certification Date: Jun 21, 2021

Expiration Date: Jun 21, 2024

Certification performed in accordance with "EPA Traceability Protocol for Assay and Certification of Gaseous Calibration Standards (May 2012)" document EPA 800R-12/031, using the assay procedures listed. Analytical Methodology does not require correction for analytical interference. This cylinder has a total analytical uncertainty as stated below with a confidence level of 95%. There are no significant impurities which affect the use of this calibration mixture. All concentrations are on a mole/mole basis unless otherwise noted.

Do Not Use This Cylinder below 100 psig, i.e. 0.7 megapascals

Component	Requested Concentration	Actual Concentration	Protocol Method	Total Relative Uncertainty	Assay Dates
NOX	45.00 PPM	45.96 PPM	G1	+/- 1.4% NIST Traceable	09/14/2021, 09/21/2021
NITRIC OXIDE	45.00 PPM	45.96 PPM	G1	+/- 1.4% NIST Traceable	09/14/2021, 09/21/2021
SULFUR DIOXIDE	45.00 PPM	44.58 PPM	G1	+/- 1.0% NIST Traceable	09/14/2021, 09/21/2021
CARBON MONOXIDE	1000 PPM	984.8 PPM	G1	+/- 0.7% NIST Traceable	09/14/2021, 09/21/2021
NITROGEN	Balance				

Type	Lot ID	Cylinder No	Concentration	Uncertainty	Expiration Date
NTRM	20081120	CC708098	49.82 PPM NITRIC OXIDE/NITROGEN	+/- 1.0%	Feb 02, 2025
PRM	12386	D685025	9.91 PPM NITROGEN DIOXIDE/AIR	+/- 2.0%	Feb 29, 2020
GMIS	401423836102	CC505681	4.348 PPM NITROGEN DIOXIDE/NITROGEN	+/- 2.1	Feb 18, 2023
NTRM	16011043	CC473277	49.02 PPM SULFUR DIOXIDE/NITROGEN	+/- 0.8%	Jun 17, 2022
NTRM	14060119	CC434277	990.9 PPM CARBON MONOXIDE/NITROGEN	+/- 0.6%	Nov 15, 2025

Instrument/Make/Model	Analytical Principle	Last Multipoint Calibration
Nicolet 6700 AHR0801333 CO	FTIR	Jun 03, 2021
Nicolet 6700 AHR0801333 NO	FTIR	Jun 03, 2021
Nicolet 6700 AHR0801333 NO2	FTIR	Jun 03, 2021
Nicolet 6700 AHR0801333 SO2	FTIR	Jun 03, 2021

Triad Data Available Upon Request

NOTES: PO #5221002807
GROSS WT: 28.40kg
NET WT: 4.73kg



The analytical test results reported on this certificate relate only to the cylinder number specified above. This concludes the test report.

Approved for Release



CERT 3082.01
เอกสารไม่ควบคุม

MULTI-POINT GAS TEST REPORT

Test Date : Feb 8, 2023

Equipment : Hydrocarbon Analyzer Model : APHA-370
Manufacturer : HORIBA Serial Number : RATFBXS

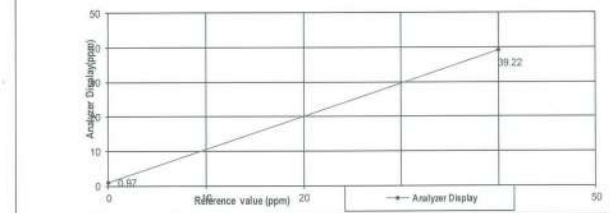
Standard Gas Concentration	Dilutor Detail
Sulphur Dioxide (SO ₂)	PPM Manufacturer :
Nitric Oxide (NO)	PPM Model :
Methane (CH ₄)	PPM Serial Number :
Carbon Monoxide (CO)	PPM
Cylinder No. :	
Expiration Date :	

Multi-point gas test data

Level	Reference Value (ppm)	Analyzer Display (ppm)	Difference Error	Percent Error	[% Error]
Level 1	Zero	0.00	0.97	0.97	0.97
Level 2	80.00%	40.00	39.22	-0.78	-1.99
Remark :	Measuring Range	50.00 ppm		Average Difference (%)	1.48

Acceptable Limit $\pm 5\%$

Multi-Point Gas Test Chart



Calculate by

Page 1 of 1

เอกสารไม่ควบคุม

MULTI-POINT GAS TEST REPORT

Test Date : Feb 8, 2023

Equipment : Hydrocarbon Analyzer Model : APHA-370
Manufacturer : HORIBA Serial Number : GAL13KSE

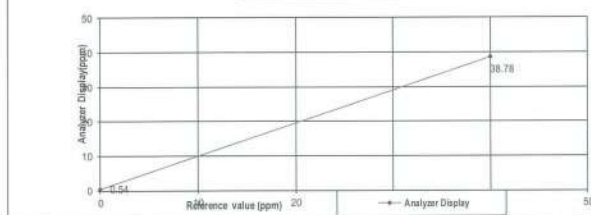
Standard Gas Concentration	Dilutor Detail
Sulphur Dioxide (SO ₂)	PPM Manufacturer :
Nitric Oxide (NO)	PPM Model :
Methane (CH ₄)	PPM Serial Number :
Carbon Monoxide (CO)	PPM
Cylinder No. :	
Expiration Date :	

Multi-point gas test data

Level	Reference Value (ppm)	Analyzer Display (ppm)	Difference Error	Percent Error	[% Error]
Level 1	Zero	0.00	0.54	0.54	0.54
Level 2	80.00%	40.00	38.78	-1.22	-3.15
Remark :	Measuring Range	50.00 ppm		Average Difference (%)	1.84

Acceptable Limit $\pm 5\%$

Multi-Point Gas Test Chart



Calculate by

CERTIFICATE OF ANALYSIS

Grade of Product: EPA Protocol

Part Number: E03A199E15A006C Reference Number: 160-401908379-1
Cylinder Number: CC143232 Cylinder Volume: 144.0 CF
Laboratory: 124 - Plumsteadville - PA Cylinder Pressure: 2016 PSIG
PGVP Number: A12020 Valve Outlet: 590
Gas Code: CH4,PPN,BALA Certification Date: Oct 16, 2020

Expiration Date: Oct 16, 2028

Certification performed in accordance with "EPA Traceability Protocol for Assay and Certification of Gaseous Calibration Standards (May 2012)" document EPA 800R-12/031, using the assay procedures listed. Analytical Methodology does not require correction for analytical interference. This cylinder has a total analytical uncertainty as stated below with a confidence level of 95%. There are no significant impurities which affect the use of this calibration mixture. All concentrations are on a mole/mole basis unless otherwise noted.

Do Not Use This Cylinder below 100 psig, i.e. 0.7 megapascals

Component	Requested Concentration	Actual Concentration	Protocol Method	Total Relative Uncertainty	Assay Dates
METHANE	4000 PPM	4019 PPM	G1	+/- 1.0% NIST Traceable	10/16/2020
PROPANE	4000 PPM	4008 PPM	G1	+/- 0.7% NIST Traceable	10/09/2020
AIR	Balance				

Type	Lot ID	Cylinder No	Concentration	Uncertainty	Expiration Date
NTRM	02010405	K010090	4976 PPM PROPANE/NITROGEN	+/- 0.6%	Dec 02, 2021
NTRM	170608	CC180290	0.967 % METHANE/NITROGEN	+/- 0.4%	Aug 22, 2023

Instrument/Make/Model	Analytical Principle	Last Multipoint Calibration
MKS FTIR - CH4 - 000928781	FTIR	Oct 14, 2020
Nicolet 6700 APV1100391 C3H8	FTIR	Sep 18, 2020

Triad Data Available Upon Request

NOTES: NET WEIGHTS: 4.865kg
GROSS WEIGHTS: 27.365kg
PO#: 5220003825



เอกสารไม่ควบคุม

Page 1 of 1

เอกสารไม่ควบคุม



CALIBRATION LABORATORY Co., LTD.

2/10-11,14,55 Soi Prasert Manukit 29 Yaek 4, Prasert Manukit Rd., Ladphrao, Bangkok 10230
Tel. 02-578-0353-4 Fax: 02-578-2672 www.cai-laboratory.com E-mail: sale@cai-laboratory.com



CALIBRATION LABORATORY Co., LTD.

2/10-11,14,55 Soi Prasert Manukit 29 Yaek 4, Prasert Manukit Rd., Ladphrao, Bangkok 10230
Tel. 02-578-0353-4 Fax: 02-578-2672 www.cai-laboratory.com E-mail: sale@cai-laboratory.com



CERTIFICATE OF CALIBRATION

FOR

NOMENCLATURE : VIBRATION METER
MANUFACTURER : INSTANTEL
MODEL / TYPE : 721A2501/721A2901
SERIAL NO. : UM13368/UM13368
CLID. NO. : 251900391
JOB CONTROL NO. : 230211015868

CUSTOMER : UNITED ANALYST AND ENGINEERING CONSULTANT CO., LTD.
81 SOI UDOMSUK 41, SUKHUMVIT ROAD,
BANGCHAK, PHRAKHANONG, BANGKOK 10260

DATE OF RECEIVED : 11 February 2023

DATE OF ISSUED : 14 February 2023

Report of calibration screening must not be taken in part. Except complete. Without the approval of the Calibration Laboratory Co., Ltd.

Calibrated By : Suwit Phuanbusabong
Calibration Engineer



Approved By : Mongkol Yotsontorn
Authorized Signatory
14 February 2023



This Calibration Certificate documents the traceability to national standards, which realize the units of measurement according to the International System of Units (SI)

Certificate No. Q23015868

F3-011-04/01-12

page 1 of 4



เอกสารไม่ควบคุม

FOR

NOMENCLATURE : VIBRATION METER
MANUFACTURER : INSTANTEL
MODEL / TYPE : 721A2501/721A2901
SERIAL NO. : UM13368/UM13368
DATE OF CALIBRATION : 13 February 2023

ENVIRONMENT CONDITIONS :

Temperature : $(23 \pm 2) ^\circ\text{C}$ Relative Humidity : $(55 \pm 15) \% \text{RH}$

PROCEDURE USED :

This instrument was calibrated under procedure No. CLC-CPEE-08 based on ISO 16063-21 as calibration guideline. The calibration was performed by using Digital Multimeter, High Resolution Programmable Timer/Counter, Accelerometer and Measuring Amplifier which maintained by the Calibration Laboratory Co., Ltd.

REFERENCE STANDARD USED :

1. Digital Multimeter, Wavetek Model 1281 S/N. 29320.
2. High Resolution Programmable Timer/Counter, Philips Model PM6680B S/N. SM607101.
3. Accelerometer with Measuring Amplifier, Bruel & Kjaer Model 8305, 2525 S/N. 397018, 2434988.

TRACEABILITY :

1. The measurements are traceable to International System of Units (SI), through Aeronautical Radio of Thailand Ltd. Certificate No. 05-0207/21, Due Date 31 May 2023.
2. The measurements are traceable to International System of Units (SI), through Aeronautical Radio of Thailand Ltd. Certificate No. 07-0001/22, Due Date 22 February 2023.
3. The measurements are traceable to International System of Units (SI), through National Institute of Metrology (Thailand) Certificate No. AV-0009-22, Due Date 22 June 2023.

UNCERTAINTY :

The reported expanded uncertainty of measurement is stated as the standard uncertainty of measurement multiplied by the coverage factor $k=2.00$ which for a normal distribution corresponds to a coverage probability of approximately 95 %. It has been evaluated according to the "Evaluation of the Uncertainty of Measurement in Calibration (EA-4/02 M:2022)"

Certificate No. Q23015868

F3-011-04/01-12

page 2 of 4



เอกสารไม่ควบคุม



CALIBRATION LABORATORY Co., LTD.

2/10-11,14,55 Soi Prasert Manukit 29 Yaek 4, Prasert Manukit Rd., Ladphrao, Bangkok 10230
Tel. 02-578-0353-4 Fax: 02-578-2672 www.cai-laboratory.com E-mail: sale@cai-laboratory.com



CALIBRATION LABORATORY Co., LTD.

2/10-11,14,55 Soi Prasert Manukit 29 Yaek 4, Prasert Manukit Rd., Ladphrao, Bangkok 10230
Tel. 02-578-0353-4 Fax: 02-578-2672 www.cai-laboratory.com E-mail: sale@cai-laboratory.com



CONDITION OF CALIBRATION ITEM : GOOD

MEASUREMENT RESULTS : (X) without adjustment () adjustment

CALIBRATION DATA

1. ACCELERATION RESULT

Test point		Mode	STD Reading (g)	DUC Reading (g)	Correction (g)	Uncertainty \pm (% of rdg.)
(g)	(frequency)					
0.3	50 Hz	peak	0.300	0.302	-0.002	1.9
0.4	50 Hz		0.400	0.404	-0.004	1.9
0.5	50 Hz		0.500	0.506	-0.006	1.3
0.6	50 Hz		0.600	0.608	-0.008	1.3
0.7	50 Hz		0.700	0.710	-0.010	1.3
0.3	100 Hz		0.300	0.303	-0.003	1.9
0.4	100 Hz	peak	0.400	0.405	-0.005	1.9
0.5	100 Hz		0.500	0.507	-0.007	1.3
0.6	100 Hz		0.600	0.609	-0.009	1.3
0.7	100 Hz		0.700	0.710	-0.010	1.3

2. VELOCITY RESULT

Test point		Mode	STD Reading (mm/s)	DUC Reading (mm/s)	Correction (mm/s)	Uncertainty \pm (% of rdg.)
(mm/s)	(frequency)					
3	50 Hz	peak	3.000	3.022	-0.022	1.8
4	50 Hz		4.000	4.033	-0.033	1.8
5	50 Hz		5.000	5.043	-0.043	1.8
6	50 Hz		6.000	6.051	-0.051	1.8
7	50 Hz		7.000	7.067	-0.067	1.8
3	100 Hz	peak	3.000	3.023	-0.023	1.8
4	100 Hz		4.000	4.031	-0.031	1.8
5	100 Hz		5.000	5.043	-0.043	1.8
6	100 Hz		6.000	6.051	-0.051	1.8
7	100 Hz		7.000	7.063	-0.063	1.8

Certificate No. Q23015868

F3-011-04/01-12

page 3 of 4



เอกสารไม่ควบคุม

CALIBRATION DATA

3. DISPLACEMENT RESULT

Test point		Mode	STD Reading (mm)	DUC Reading (mm)	Correction (mm)	Uncertainty \pm (% of rdg.)
(mm)	(frequency)					
*0.03	50 Hz	peak	0.030	0.030	0.000	2.1
*0.04	50 Hz		0.040	0.040	0.000	1.7
*0.05	50 Hz		0.050	0.050	0.000	1.5
*0.06	50 Hz		0.060	0.060	0.000	1.3
*0.07	50 Hz		0.070	0.071	-0.001	1.4
0.03	100 Hz	peak	0.030	0.030	0.000	2.1
0.04	100 Hz		0.040	0.040	0.000	1.7
0.05	100 Hz		0.050	0.050	0.000	1.5
0.06	100 Hz		0.060	0.061	-0.001	1.3
0.07	100 Hz		0.070	0.071	-0.001	1.2

Note: * means Calibrations marked "Not ANAB Accredited" in this Certificate have been included for completeness.

The Scope of Accredited ANAB Certificate No. ACDM-2814 Version 008 Page 1 of 58

This report is valid for the above stated instrument's only.

End of Certificate

Certificate No. Q23015868

F3-011-04/01-12

page 4 of 4



เอกสารไม่ควบคุม

Certificate Number 2023003661

Self-generated Noise

Measured according to IEC 61672-3:2013 11.1 and ANSI S1.4-2014 Part 3: 11.1

Measurement Test Results [dB]
A-weighted 47.44

— End of measurement results—

— End of Report—

Signature: [Redacted]

LARSON DAVIS — A PCB DIVISION
1681 West 820 North
Provo, UT 84601, United States
716-684-0001

2023-3-21T13:47:13



Page 3 of 3



D0001.8407 Rev G

เอกสารไม่ควบคุม

Calibration Certificate

Certificate Number 2023003633

Customer:
United Analyst and Engineering Consultant Co Ltd
No. 81 Soi Udonsuk 41, Sukhumvit Road,
Bangchak, Phra Khanong,
Bangkok, 10260, Thailand

Model Number LXT1
Serial Number 0007304
Test Results Pass
Initial Condition As Manufactured
Description SoundTrack LxT Class 1
Class 1 Sound Level Meter
Firmware Revision: 2.404

Procedure Number D0001.8378
Technician Jacob Cannon
Calibration Date 23 Mar 2023
Calibration Due
Temperature 23.57 °C ± 0.25 °C
Humidity 50.3 %RH ± 2.0 %RH
Static Pressure 86.12 kPa ± 0.13 kPa

Evaluation Method Tested electrically using Larson Davis PRMLXT1 S/N 077639 and a 12.0 pF capacitor to simulate microphone capacitance. Data reported in dB re 20 µPa assuming a microphone sensitivity of 50.0 mV/Pa.

Compliance Standards Compliant to Manufacturer Specifications and the following standards when combined with Calibration Certificate from procedure D0001.8384:

IEC 60651:2001 Type 1	ANSI S1.4-2014 Class 1
IEC 60804:2000 Type 1	ANSI S1.4 (R2006) Type 1
IEC 61252:2002	ANSI S1.25 (R2007)
IEC 61672:2013 Class 1	ANSI S1.43 (R2007) Type 1
IEC 61260:2001 Class 1	ANSI S1.11 (R2009) Class 1

Issuing lab certifies that the instrument described above meets or exceeds all specifications as stated in the referenced procedure (unless otherwise noted). It has been calibrated using measurement standards traceable to the International System of Units (SI) through the National Institute of Standards and Technology (NIST), or other national measurement institutes, and meets the requirements of ISO/IEC 17025:2017. Test points marked with a ‡ in the uncertainties column do not fall within this laboratory's scope of accreditation.

The quality system is registered to ISO 9001:2015.

This calibration is a direct comparison of the unit under test to the listed reference standards and did not involve any sampling plans to complete. No allowance has been made for the instability of the test device due to use, time, etc. Such allowances would be made by the customer as needed.

The uncertainties were computed in accordance with the ISO Guide to the Expression of Uncertainty in Measurement (GUM). A coverage factor of approximately 2 sigma (k=2) has been applied to the standard uncertainty to express the expanded uncertainty at approximately 95% confidence level.

This report may not be reproduced, except in full, unless permission for the publication of an approved abstract is obtained in writing from the organization issuing this report.

Correction data from Larson Davis LXT Manual for SoundTrack LXT & SoundExpert LxT, 1770.01 Rev O Supporting Firmware Version 4.0.8, 2019 09 10

Calibration Check Frequency: 1000 Hz; Reference Sound Pressure Level: 114 dB re 20 µPa

LARSON DAVIS — A PCB DIVISION
1681 West 820 North
Provo, UT 84601, United States
716-684-0001

2023-3-21T13:47:13



Page 1 of 8



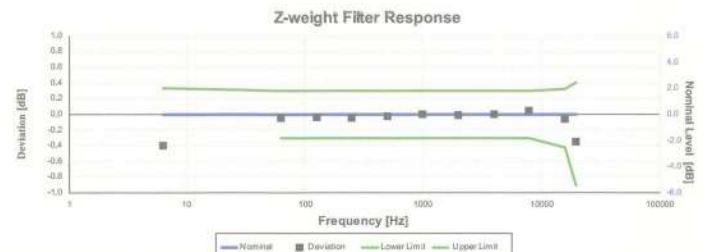
D0001.8407 Rev G

เอกสารไม่ควบคุม

Certificate Number 2023003633

Standards Used			
Description	Cal Date	Cal Due	Cal Standard
Hart Scientific 2626-41 Temperature Probe	2021-08-25	2023-05-25	006798
SRS DS360 Ultra Low Distortion Generator	2022-03-30	2023-03-30	007174

Certificate Number 2023003633



Electrical signal test of frequency weighting performed according to IEC 61672-3:2013 13 and ANSI S1.4-2014 Part 3: 13 for compliance to IEC 61672-1:2013 6.5; IEC 60651:2001 6.1 and 9.2.2; IEC 60804:2000 6; ANSI S1.4:1983 (R2006) 6.1 and 8.2.1; ANSI S1.4-2014 Part 1: 6.5

Frequency [Hz]	Test Result [dB]	Deviation [dB]	Lower limit [dB]	Upper limit [dB]	Expanded Uncertainty [dB]	Result
6.31	-0.40	-0.40	-1.11	0.33	0.15	Pass
63.10	-0.05	-0.05	-0.30	0.30	0.15	Pass
125.89	-0.04	-0.04	-0.30	0.30	0.15	Pass
251.19	-0.05	-0.05	-0.30	0.30	0.15	Pass
501.19	-0.03	-0.03	-0.30	0.30	0.15	Pass
1,000.00	0.00	0.00	-0.30	0.30	0.15	Pass
1,995.26	-0.01	-0.01	-0.30	0.30	0.15	Pass
3,981.07	0.00	0.00	-0.30	0.30	0.15	Pass
7,943.28	0.04	0.04	-0.30	0.30	0.15	Pass
15,848.93	-0.06	-0.06	-0.42	0.32	0.15	Pass
19,952.62	-0.35	-0.35	-0.91	0.41	0.15	Pass

— End of measurement results—

LARSON DAVIS — A PCB DIVISION
1681 West 820 North
Provo, UT 84601, United States
716-684-0001

2023-3-21T13:47:13



Page 2 of 8



D0001.8407 Rev G

เอกสารไม่ควบคุม

LARSON DAVIS — A PCB DIVISION
1681 West 820 North
Provo, UT 84601, United States
716-684-0001

2023-3-21T13:47:13

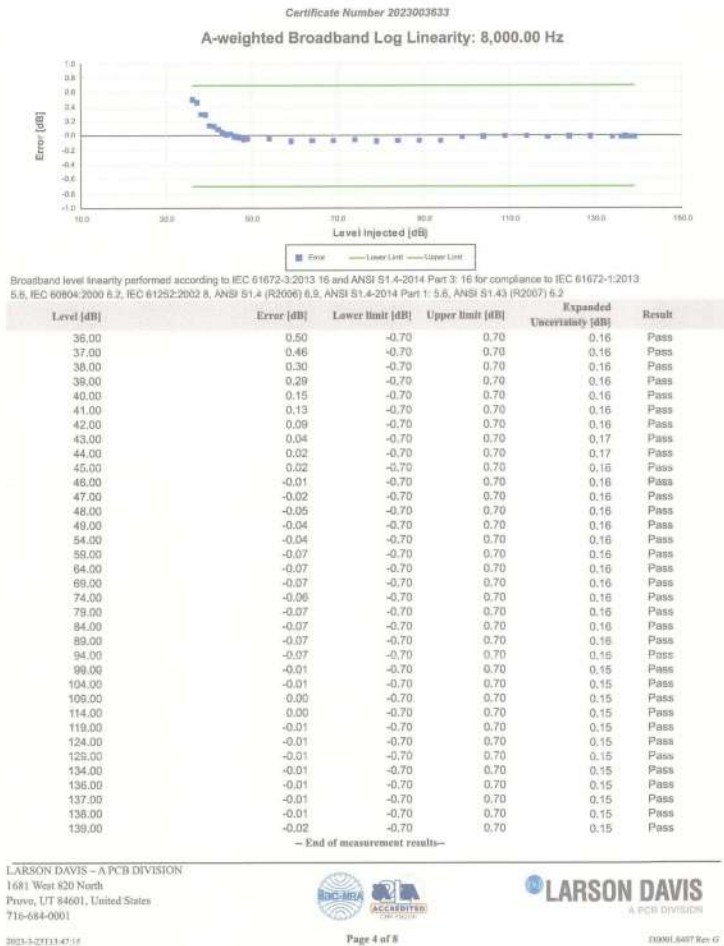


Page 3 of 8

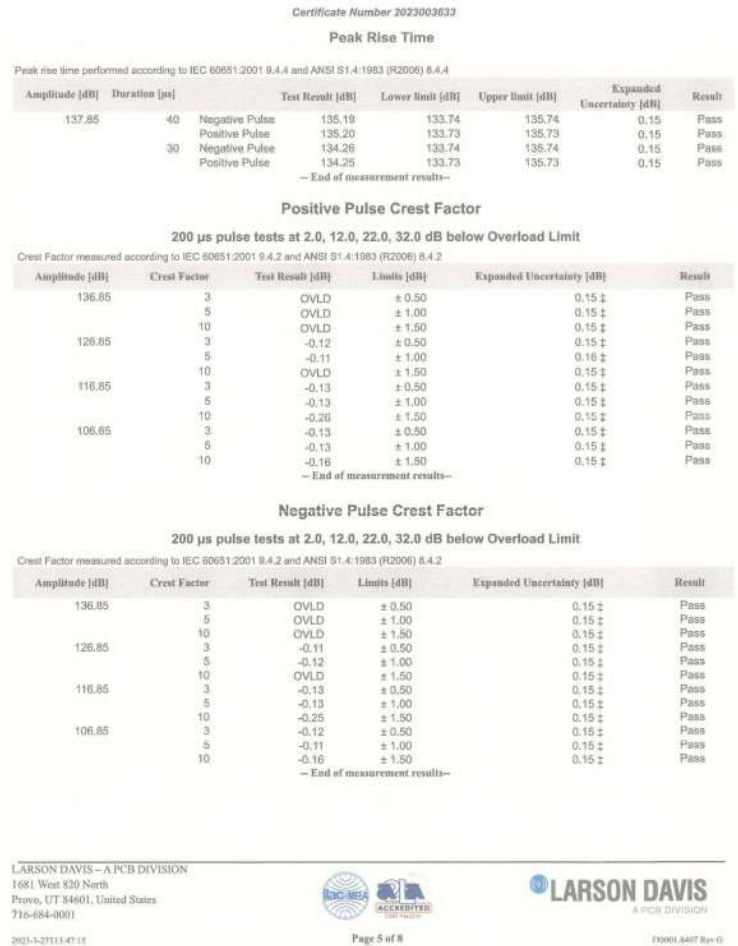


D0001.8407 Rev G

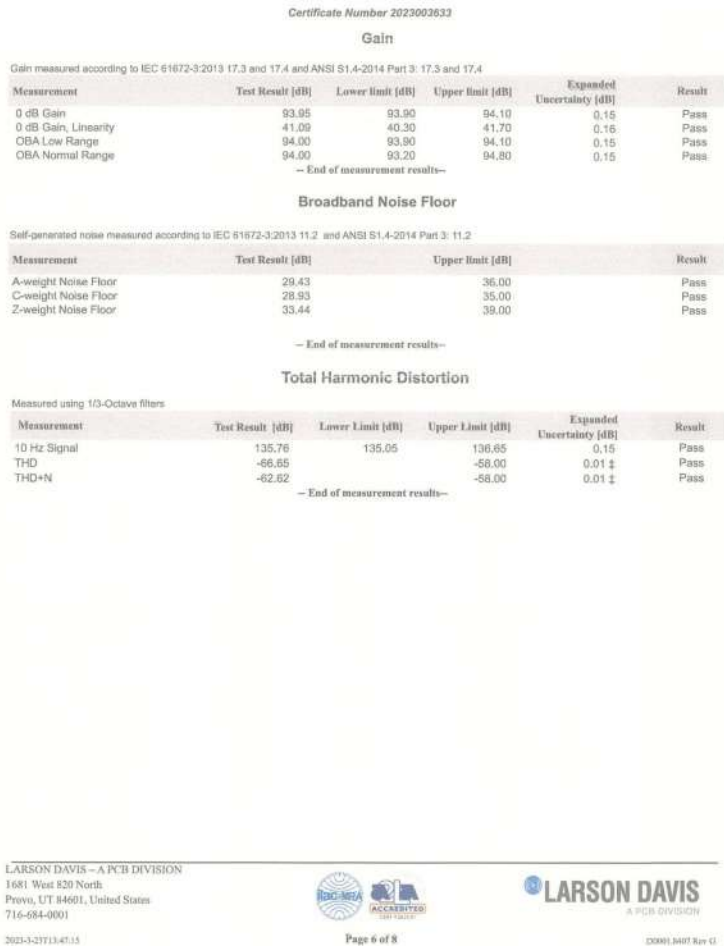
เอกสารไม่ควบคุม



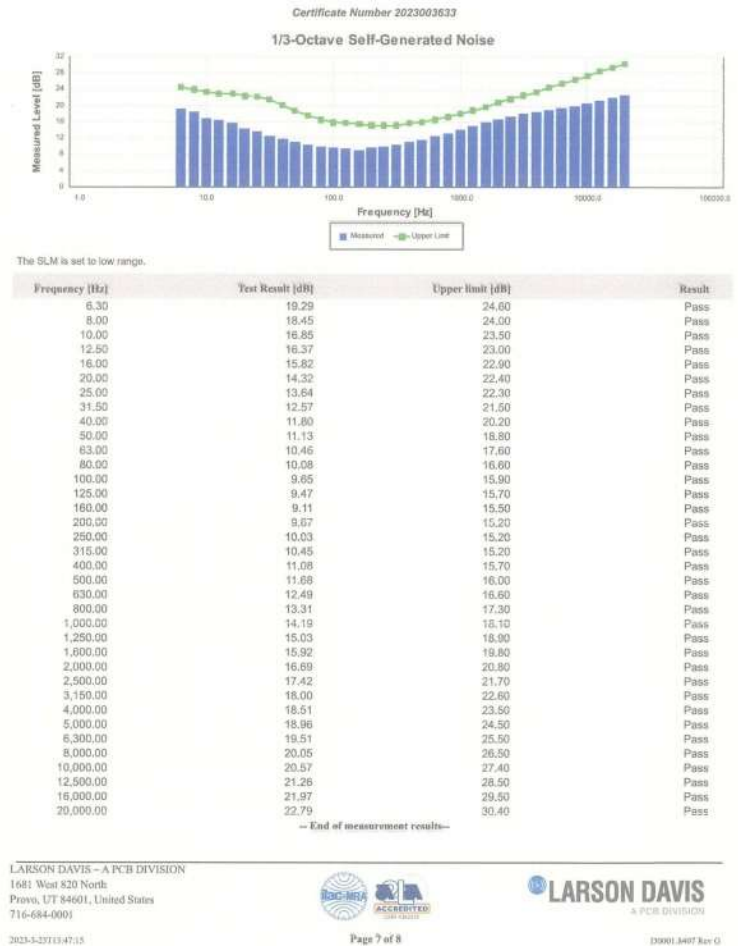
เอกสารไม่ควบคุม



เอกสารไม่ควบคุม



เอกสารไม่ควบคุม



เอกสารไม่ควบคุม

Calibration Certificate

Certificate Number 2023003660

Customer:
United Analyst and Engineering Consultant Co Ltd
No. 81 Soi Udomsak 41, Sukhumvit Road,
Bangchak, Phra Khanong,
Bangkok, 10260, Thailand

Model Number LxT1
Serial Number 0007303
Test Results Pass
Initial Condition As Manufactured
Description SoundTrack LxT Class 1
Class 1 Sound Level Meter
Firmware Revision: 2.404

Procedure Number D0001.8384
Technician Jacob Cannon
Calibration Date 23 Mar 2023
Calibration Due
Temperature 23.58 °C ± 0.25 °C
Humidity 49.4 %RH ± 2.0 %RH
Static Pressure 86 kPa ± 0.13 kPa

Evaluation Method Tested with: Data reported in dB re 20 µPa.

Larson Davis PRLxT1, S/N 077638
PCB 377B02, S/N 345232
Larson Davis CAL281, S/N 0108
Larson Davis CAL200, S/N 9079

Compliance Standards Compliant to Manufacturer Specifications and the following standards when combined with Calibration Certificate from procedure D0001.8378:

IEC 60651:2001 Type 1
IEC 60804:2000 Type 1
IEC 61252:2002
IEC 61260:2001 Class 1
IEC 61672:2013 Class 1
ANSI S1.4-2014 Class 1
ANSI S1.4 (R2006) Type 1
ANSI S1.11 (R2009) Class 1
ANSI S1.25 (R2007)
ANSI S1.43 (R2007) Type 1

Issuing lab certifies that the instrument described above meets or exceeds all specifications as stated in the referenced procedure (unless otherwise noted). It has been calibrated using measurement standards traceable to the International System of Units (SI) through the National Institute of Standards and Technology (NIST), or other national measurement institutes, and meets the requirements of ISO/IEC 17025:2017.

Test points marked with a § in the uncertainties column do not fall within this laboratory's scope of accreditation.

The quality system is registered to ISO 9001:2015.

This calibration is a direct comparison of the unit under test to the listed reference standards and did not involve any sampling plans to complete. No allowance has been made for the instability of the test device due to use, time, etc. Such allowances would be made by the customer as needed.

The uncertainties were computed in accordance with the ISO Guide to the Expression of Uncertainty in Measurement (GUM). A coverage factor of approximately 2 sigma (k=2) has been applied to the standard uncertainty to express the expanded uncertainty at approximately 95% confidence level.

This report may not be reproduced, except in full, unless permission for the publication of an approved abstract is obtained in writing from the organization issuing this report.

Correction data from Larson Davis LxT Manual for SoundTrack LxT & SoundExpert Ltd, I770.01 Rev O Supporting Firmware Version 4.0.5, 2019-09-10

For 1/4" microphones, the Larson Davis ADP024 1/4" to 1/2" adaptor is used with the calibrators and the Larson Davis ADP043 1/4" to

LARSON DAVIS – A PCB DIVISION
1681 West 820 North
Provo, UT 84601, United States
716-684-0001



2023-3-23T13:47:13

Page 1 of 3

D0001.8406 Rev G

— End of Report—

Signatory:

LARSON DAVIS – A PCB DIVISION
1681 West 820 North
Provo, UT 84601, United States
716-684-0001

2023-3-23T13:47:13

Page 8 of 8

D0001.8407 Rev G

เอกสารไม่ควบคุม

เอกสารไม่ควบคุม

Certificate Number 2023003660

1/2" adaptor is used with the preamplifier.

Calibration Check Frequency: 1000 Hz; Reference Sound Pressure Level: 114 dB re 20 µPa

Periodic tests were performed in accordance with procedures from IEC 61672-3:2013 / ANSI/ASA S1.4-2014/Part 3.

Pattern approval for IEC 61672-1:2013 / ANSI/ASA S1.4-2014/Part 1 successfully completed by Physikalisch-Technische Bundesanstalt (PTB) on 2007-10-09 reference number PTB-1.72-0334218.

The sound level meter submitted for testing successfully completed the periodic tests of IEC 61672-3:2013 / ANSI/ASA S1.4-2014/Part 3, for the environmental conditions under which the tests were performed. As evidence was publicly available, from an independent testing organization responsible for approving the results of pattern-evaluation tests performed in accordance with IEC 61672-2:2013 / ANSI/ASA S1.4-2014/Part 2, to demonstrate that the model of sound level meter fully conformed to the class 1 specifications in IEC 61672-1:2013 / ANSI/ASA S1.4-2014/Part 1; the sound level meter submitted for testing conforms to the class 1 specifications in IEC 61672-1:2013 / ANSI/ASA S1.4-2014/Part 1.

Standards Used			
Description	Cal Date	Cal Due	Cal Standard
Larson Davis CAL291 Residual Intensity Calibrator	2022-09-09	2023-09-09	001250
Hart Scientific 2626-H Temperature Probe	2021-08-25	2023-05-25	006798
Larson Davis CAL200 Acoustic Calibrator	2022-07-21	2023-07-21	007027
Larson Davis Model 831	2022-02-22	2024-02-22	007182
PCB 377A13 1/2 inch Piezoelectric Pressure Microphone	2023-01-06	2024-01-06	007185
SRS DS360 Ultra Low Distortion Generator	2022-03-29	2023-03-29	007635
Larson Davis 1/2" Preamplifier for Model 831 Type 1	2022-09-28	2023-09-28	PC80004783

Acoustic Calibration

Measured according to IEC 61672-3:2013 10 and ANSI S1.4-2014 Part 3: 10

Measurement	Test Result [dB]	Lower Limit [dB]	Upper Limit [dB]	Expanded Uncertainty [dB]	Result
1000 Hz	114.01	113.80	114.20	0.14	Pass

Loaded Circuit Sensitivity

Measurement	Test Result [dB re 1 V / Pa]	Lower Limit [dB re 1 V / Pa]	Upper Limit [dB re 1 V / Pa]	Expanded Uncertainty [dB]	Result
1000 Hz	-49.56	-52.44	-48.33	0.14	Pass

— End of measurement results—

Acoustic Signal Tests, C-weighting

Measured according to IEC 61672-3:2013 12 and ANSI S1.4-2014 Part 3: 12 using a comparison coupler with Unit Under Test (UUT) and reference SLM using slow time-weighted sound level for compliance to IEC 61672-1:2013 5.5; ANSI S1.4-2014 Part 1: 5.5

Frequency [Hz]	Test Result [dB]	Expected [dB]	Lower Limit [dB]	Upper Limit [dB]	Expanded Uncertainty [dB]	Result
125	-0.23	-0.20	-1.20	0.80	0.23	Pass
1000	0.17	0.00	-0.70	0.70	0.23	Pass
8000	-3.19	-3.00	-5.50	-1.50	0.32	Pass

— End of measurement results—

LARSON DAVIS – A PCB DIVISION
1681 West 820 North
Provo, UT 84601, United States
716-684-0001

2023-3-23T13:36:48

Page 2 of 3

D0001.8406 Rev G

เอกสารไม่ควบคุม

Certificate Number 2023003660

Self-generated Noise

Measured according to IEC 61672-3:2013 11.1 and ANSI S1.4-2014 Part 3: 11.1

Measurement	Test Result [dB]
A-weighted	42.55

— End of measurement results—

— End of Report—

Signatory:

LARSON DAVIS – A PCB DIVISION
1681 West 820 North
Provo, UT 84601, United States
716-684-0001

2023-3-23T13:36:48

Page 3 of 3

D0001.8406 Rev G

เอกสารไม่ควบคุม

Calibration Certificate

Certificate Number 2023003636

Customer:

United Analyst and Engineering Consultant Co Ltd
No. 81 Soi Udonrak 41, Sukhumvit Road,
Bangchak, Phra Khanong,
Bangkok, 10260, Thailand

Model Number LxT1

Serial Number 0007303

Test Results Pass

Initial Condition As Manufactured

Description SoundTrack LxT Class 1

Class 1 Sound Level Meter

Firmware Revision: 2.404

Procedure Number D0001.8378

Technician Jacob Cannon

Calibration Date 23 Mar 2023

Calibration Due

Temperature 23.66 °C ± 0.25 °C

Humidity 50.2 %RH ± 2.0 %RH

Static Pressure 86.12 kPa ± 0.13 kPa

Evaluation Method Tested electrically using Larson Davis PRLMT-1 S/N 077635 and a 12.0 pF capacitor to simulate microphone capacitance. Data reported in dB re 20 µPa assuming a microphone sensitivity of 50.0 mV/Pa.

Compliance Standards Compliant to Manufacturer Specifications and the following standards when combined with Calibration Certificate from procedure D0001.8384:

IEC 60651:2001 Type 1

IEC 60804:2000 Type 1

IEC 61252:2002

IEC 61672:2013 Class 1

IEC 61260:2001 Class 1

ANSI S1.4-2014 Class 1

ANSI S1.4 (R2008) Type 1

ANSI S1.25 (R2007)

ANSI S1.43 (R2007) Type 1

ANSI S1.11 (R2009) Class 1

Issuing lab certifies that the instrument described above meets or exceeds all specifications as stated in the referenced procedure (unless otherwise noted). It has been calibrated using measurement standards traceable to the International System of Units (SI) through the National Institute of Standards and Technology (NIST), or other national measurement institutes, and meets the requirements of ISO/IEC 17025:2017. Test points marked with a ‡ in the uncertainties column do not fall within this laboratory's scope of accreditation.

The quality system is registered to ISO 9001:2015.

This calibration is a direct comparison of the unit under test to the listed reference standards and did not involve any sampling plans to complete. No allowance has been made for the instability of the test device due to use, time, etc. Such allowances would be made by the customer as needed.

The uncertainties were computed in accordance with the ISO Guide to the Expression of Uncertainty in Measurement (GUM). A coverage factor of approximately 2 sigma (k=2) has been applied to the standard uncertainty to express the expanded uncertainty at approximately 95% confidence level.

This report may not be reproduced, except in full, unless permission for the publication of an approved abstract is obtained in writing from the organization issuing this report.

Correction data from Larson Davis LxT Manual for SoundTrack LxT & SoundExpert LxT, 1770.01 Rev O Supporting Firmware Version 4.0.5, 2019-09-10

Calibration Check Frequency: 1000 Hz; Reference Sound Pressure Level: 114 dB re 20 µPa

LARSON DAVIS – A PCB DIVISION
1681 West 820 North
Provo, UT 84601, United States
716-684-0001



Page 1 of 8

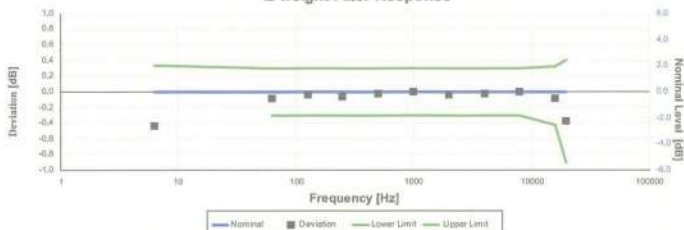
D0001.8407 Rev G

2023-3-23T13:58:00

เอกสารไม่ควบคุม

Certificate Number 2023003636

Z-weight Filter Response



Electrical signal test of frequency weighting performed according to IEC 61672-3:2013 13 and ANSI S1.4-2014 Part 3: 13 for compliance to IEC 61672-1:2013 5.5, IEC 60651:2001 6.1 and 9.2.2, IEC 60804:2000 5, ANSI S1.4:1983 (R2008) 5.1 and 8.2.1, ANSI S1.4-2014 Part 1: 5.5

Frequency [Hz]	Test Result [dB]	Deviation [dB]	Lower limit [dB]	Upper limit [dB]	Expanded Uncertainty [dB]	Result
6.31	-0.43	-0.43	-1.11	0.33	0.15	Pass
63.10	-0.08	-0.08	-0.30	0.30	0.15	Pass
125.89	-0.04	-0.04	-0.30	0.30	0.15	Pass
251.19	-0.06	-0.06	-0.30	0.30	0.15	Pass
501.19	-0.03	-0.03	-0.30	0.30	0.15	Pass
1,000.00	0.00	0.00	-0.30	0.30	0.15	Pass
1,995.26	-0.03	-0.03	-0.30	0.30	0.15	Pass
3,981.07	-0.02	-0.02	-0.30	0.30	0.15	Pass
7,943.28	0.00	0.00	-0.30	0.30	0.15	Pass
15,848.93	-0.08	-0.08	-0.42	0.32	0.15	Pass
19,952.62	-0.37	-0.37	-0.91	0.41	0.15	Pass

— End of measurement results—

LARSON DAVIS – A PCB DIVISION
1681 West 820 North
Provo, UT 84601, United States
716-684-0001



Page 3 of 8

D0001.8407 Rev G

2023-3-23T13:58:00

เอกสารไม่ควบคุม

Standards Used			
Description	Cal Date	Cal Due	Cal Standard
Hart Scientific 2626-H Temperature Probe	2021-08-25	2023-05-25	006798
SRS DS360 Ultra Low Distortion Generator	2022-12-29	2023-12-29	007118

LARSON DAVIS – A PCB DIVISION
1681 West 820 North
Provo, UT 84601, United States
716-684-0001



Page 2 of 8


D0001.8407 Rev G

2023-3-23T13:58:00

เอกสารไม่ควบคุม

Certificate Number 2023003636

A-weighted Broadband Log Linearity: 8,000.00 Hz



Broadband level linearity performed according to IEC 61672-3:2013 16 and ANSI S1.4-2014 Part 3: 16 for compliance to IEC 61672-1:2013 5.6, IEC 60804:2000 6.2, IEC 61252:2002 8, ANSI S1.4 (R2008) 8.9, ANSI S1.4-2014 Part 1: 5.8, ANSI S1.43 (R2007) 8.2

Level [dB]	Error [dB]	Lower limit [dB]	Upper limit [dB]	Expanded Uncertainty [dB]	Result
37.00	0.53	-0.70	0.70	0.16	Pass
38.00	0.46	-0.70	0.70	0.16	Pass
39.00	0.33	-0.70	0.70	0.16	Pass
40.00	0.29	-0.70	0.70	0.16	Pass
41.00	0.23	-0.70	0.70	0.16	Pass
42.00	0.22	-0.70	0.70	0.16	Pass
43.00	0.15	-0.70	0.70	0.17	Pass
44.00	0.11	-0.70	0.70	0.17	Pass
45.00	0.10	-0.70	0.70	0.16	Pass
46.00	0.11	-0.70	0.70	0.16	Pass
47.00	0.07	-0.70	0.70	0.16	Pass
48.00	0.06	-0.70	0.70	0.16	Pass
49.00	0.06	-0.70	0.70	0.16	Pass
50.00	0.04	-0.70	0.70	0.16	Pass
51.00	0.02	-0.70	0.70	0.16	Pass
52.00	0.02	-0.70	0.70	0.16	Pass
53.00	0.02	-0.70	0.70	0.16	Pass
54.00	0.01	-0.70	0.70	0.16	Pass
55.00	0.01	-0.70	0.70	0.16	Pass
56.00	0.01	-0.70	0.70	0.16	Pass
57.00	0.01	-0.70	0.70	0.16	Pass
58.00	0.01	-0.70	0.70	0.16	Pass
59.00	0.01	-0.70	0.70	0.16	Pass
60.00	0.01	-0.70	0.70	0.16	Pass
61.00	0.01	-0.70	0.70	0.16	Pass
62.00	0.01	-0.70	0.70	0.16	Pass
63.00	0.01	-0.70	0.70	0.16	Pass
64.00	0.01	-0.70	0.70	0.16	Pass
65.00	0.01	-0.70	0.70	0.16	Pass
66.00	0.01	-0.70	0.70	0.16	Pass
67.00	0.01	-0.70	0.70	0.16	Pass
68.00	0.01	-0.70	0.70	0.16	Pass
69.00	0.01	-0.70	0.70	0.16	Pass
70.00	0.01	-0.70	0.70	0.16	Pass
71.00	0.01	-0.70	0.70	0.16	Pass
72.00	0.01	-0.70	0.70	0.16	Pass
73.00	0.01	-0.70	0.70	0.16	Pass
74.00	0.01	-0.70	0.70	0.16	Pass
75.00	0.01	-0.70	0.70	0.16	Pass
76.00	0.01	-0.70	0.70	0.16	Pass
77.00	0.01	-0.70	0.70	0.16	Pass
78.00	0.01	-0.70	0.70	0.16	Pass
79.00	0.01	-0.70	0.70	0.16	Pass
80.00	0.01	-0.70	0.70	0.16	Pass
81.00	0.01	-0.70	0.70	0.16	Pass
82.00	0.01	-0.70	0.70	0.16	Pass
83.00	0.01	-0.70	0.70	0.16	Pass
84.00	0.01	-0.70	0.70	0.16	Pass
85.00	0.01	-0.70	0.70	0.16	Pass
86.00	0.01	-0.70	0.70	0.16	Pass
87.00	0.01	-0.70	0.70	0.16	Pass
88.00	0.01	-0.70	0.70	0.16	Pass
89.00	0.01	-0.70	0.70	0.16	Pass
90.00	0.01	-0.70	0.70	0.16	Pass
91.00	0.01	-0.70	0.70	0.16	Pass
92.00	0.01	-0.70	0.70	0.16	Pass
93.00	0.01	-0.70	0.70	0.16	Pass
94.00	0.01	-0.70	0.70	0.16	Pass
95.00	0.01	-0.70	0.70	0.16	Pass
96.00	0.01	-0.70	0.70	0.16	Pass
97.00	0.01	-0.70	0.70	0.16	Pass
98.00	0.01	-0.70	0.70	0.16	Pass
99.00	0.01	-0.70	0.70	0.16	Pass
100.00	0.01	-0.70	0.70	0.16	Pass
101.00	0.01	-0.70	0.70	0.16	Pass
102.00	0.01	-0.70	0.70	0.16	Pass
103.00	0.01	-0.70	0.70	0.16	Pass
104.00	0.01	-0.70	0.70	0.16	Pass
105.00	0.01	-0.70	0.70	0.16	Pass
106.00	0.01	-0.70	0.70	0.16	Pass
107.00	0.01	-0.70	0.70	0.16	Pass
108.00	0.01	-0.70	0.70	0.16	Pass
109.00	0.01	-0.70	0.70	0.16	Pass
110.00	0.01	-0.70	0.70	0.16	Pass
111.00	0.01	-0.70	0.70	0.16	Pass
112.00	0.01	-0.70	0.70	0.16	Pass
113.00	0.01	-0.70	0.70	0.16	Pass
114.00	0.01	-0.70	0.70	0.16	Pass
115.00	0.01	-0.70	0.70	0.16	Pass
116.00	0.01	-0.70	0.70	0.16	Pass
117.00	0.01	-0.70	0.70	0.16	Pass
118.00	0.01	-0.70	0.70	0.16	Pass
119.00	0.01	-0.70	0.70	0.16	Pass
120.00	0.01	-0.70	0.70	0.16	Pass
121.00	0.01	-0.70	0.70	0.16	Pass
122.00	0.01	-0.70	0.70	0.16	Pass
123.00	0.01	-0.70	0.70	0.16	Pass
124.00	0.01	-0.70	0.70	0.16	Pass
125.00	0.01	-0.70	0.70	0.16	Pass
126.00	0.01	-0.70	0.70	0.16	Pass
127.00	0.01	-0.70	0.70	0.16	Pass
128.00	0.01	-0.70	0.70	0.16	Pass
129.00	0.01	-0.70	0.70	0.16	Pass
130.00	0.01	-0.70	0.70	0.16	Pass

— End of measurement results—

LARSON DAVIS – A PCB DIVISION
1681 West 820 North
Provo, UT 84601, United States
716-684-0001



Page 4 of 8

D0001.8407 Rev G

2023-3-23T13:58:00

เอกสารไม่ควบคุม

Peak Rise Time

Peak rise time performed according to IEC 60651:2001 9.4.4 and ANSI S1.4-1983 (R2006) 8.4.4

Amplitude [dB]	Duration [μs]		Test Result [dB]	Lower limit [dB]	Upper limit [dB]	Expanded Uncertainty [dB]	Result
137.85	40	Negative Pulse	135.21	133.74	135.74	0.15	Pass
		Positive Pulse	135.21	133.73	135.73	0.15	Pass
	30	Negative Pulse	134.28	133.74	135.74	0.15	Pass
		Positive Pulse	134.23	133.73	135.73	0.15	Pass
-- End of measurement results--							

Positive Pulse Crest Factor

200 μs pulse tests at 2.0, 12.0, 22.0, 32.0 dB below Overload Limit

Crest Factor measured according to IEC 60651:2001 9.4.2 and ANSI S1.4-1983 (R2006) 8.4.2

Amplitude [dB]	Crest Factor	Test Result [dB]	Limits [dB]	Expanded Uncertainty [dB]	Result
136.85	3	OVLD	± 0.50	0.15 ±	Pass
	5	OVLD	± 1.00	0.15 ±	Pass
	10	OVLD	± 1.50	0.15 ±	Pass
126.85	3	-0.13	± 0.50	0.15 ±	Pass
	5	-0.14	± 1.00	0.16 ±	Pass
	10	OVLD	± 1.50	0.15 ±	Pass
116.85	3	-0.13	± 0.50	0.15 ±	Pass
	5	-0.14	± 1.00	0.15 ±	Pass
	10	-0.05	± 1.50	0.15 ±	Pass
106.85	3	-0.15	± 0.50	0.15 ±	Pass
	5	-0.13	± 1.00	0.15 ±	Pass
	10	-0.17	± 1.50	0.15 ±	Pass
— End of measurement results—					

Negative Pulse Crest Factor

200 μs pulse tests at 2.0, 12.0, 22.0, 32.0 dB below Overload Limit

Crest Factor measured according to IEC 60651:2001 9.4.2 and ANSI S1.4-1983 (R2006) 8.4.2

Amplitude [dB]	Crest Factor	Test Result [dB]	Limits [dB]	Expanded Uncertainty [dB]	Result
136.85	3	OVLD	± 0.50	0.15 ±	Pass
	5	OVLD	± 1.00	0.15 ±	Pass
	10	OVLD	± 1.50	0.15 ±	Pass
126.85	3	-0.13	± 0.50	0.15 ±	Pass
	5	-0.13	± 1.00	0.15 ±	Pass
		OVLD	± 1.50	0.15 ±	Pass
116.85	3	-0.14	± 0.50	0.15 ±	Pass
	5	-0.14	± 1.00	0.15 ±	Pass
	10	0.00	± 1.50	0.15 ±	Pass
106.85	3	-0.15	± 0.50	0.15 ±	Pass
	5	-0.14	± 1.00	0.15 ±	Pass
	10	-0.17	± 1.50	0.15 ±	Pass
- End of measurement results-					

เอกสารไม่ควบคุม

Gain

Gain measured according to IEC 61672-3:2013 17.3 and 17.4 and ANSI S1.4-2014 Part 3: 17.3 and 17.4

Measurement	Test Result [dB]	Lower limit [dB]	Upper limit [dB]	Expanded Uncertainty [dB]	Result
0 dB Gain	93.95	93.90	94.10	0.15	Pass
0 dB Gain, Linearity	41.13	40.30	41.70	0.16	Pass
OBA Low Range	94.00	93.90	94.10	0.15	Pass
OBA Normal Range	94.00	93.20	94.80	0.15	Pass
-- End of measurement results--					

Broadband Noise Floor

Self-generated noise measured according to IEC 61672-3:2013 11.2 and ANSI S1.4-2014 Part 3: 11.2

Measurement	Test Result [dB]	Upper limit [dB]	Result
A-weight Noise Floor	27.01	36.00	Pass
C-weight Noise Floor	26.70	35.00	Pass
Z-weight Noise Floor	32.84	39.00	Pass
-- End of measurement results--			

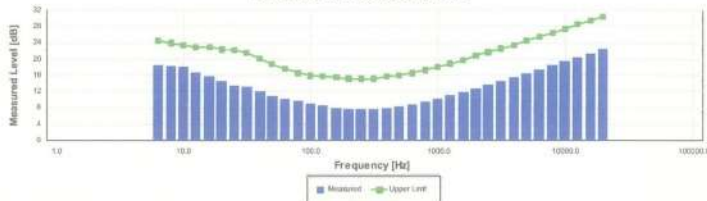
Total Harmonic Distortion

Measured using 1/3-Octave filters

Measurement	Test Result [dB]	Lower Limit [dB]	Upper Limit [dB]	Expanded Uncertainty [dB]	Result
10 Hz Signal	135.78	135.05	136.65	0.15	Pass
THD	-67.22	-58.00	-58.00	0.01 ±	Pass
THD+N	-62.91	-58.00	-58.00	0.01 ±	Pass
-- End of measurement results--					

เอกสารไม่ควบคุม

1/3-Octave Self-Generated Noise



The SUM is set to low range.

Frequency [Hz]	Test Result [dB]	Upper limit [dB]	Result
6.30	18.55	24.60	Pass
8.00	18.33	24.00	Pass
10.00	18.11	23.50	Pass
12.50	16.77	23.00	Pass
16.00	15.74	22.00	Pass
20.00	14.70	22.40	Pass
25.00	13.54	22.30	Pass
31.50	13.13	21.50	Pass
40.00	12.18	20.20	Pass
50.00	10.89	18.80	Pass
63.00	10.30	17.60	Pass
80.00	9.65	16.00	Pass
100.00	9.08	15.90	Pass
125.00	8.51	15.70	Pass
160.00	7.86	15.50	Pass
200.00	7.66	15.20	Pass
250.00	7.66	15.20	Pass
315.00	7.68	15.20	Pass
400.00	7.98	15.70	Pass
500.00	8.36	16.00	Pass
630.00	8.87	16.60	Pass
800.00	9.56	17.30	Pass
1,000.00	10.29	18.10	Pass
1,250.00	11.10	18.90	Pass
1,600.00	11.90	19.80	Pass
2,000.00	12.78	20.80	Pass
2,500.00	13.70	21.70	Pass
3,150.00	14.55	22.60	Pass
4,000.00	15.46	23.50	Pass
5,000.00	16.50	24.50	Pass
6,300.00	17.50	25.50	Pass
8,000.00	18.46	26.50	Pass
10,000.00	19.44	27.40	Pass
12,500.00	20.45	28.50	Pass
16,000.00	21.46	29.50	Pass
20,000.00	22.43	30.40	Pass
-- End of measurement results--			

เอกสารไม่ควบคุม

-- End of Report--

Signature: _____

เอกสารไม่ควบคุม

List of Instrument/Equipment Certification for Quality Analysis.

No.	Instrument/Equipment	Parameter	Manufacturer	Model / Serial No.	Calibrator	Certification No.	Date of Calibration	Due date of Calibration*	Remark
Laboratory Instrument/Equipments Water Quality Analysis.									
1	pH Meter	pH Temperature	Mettler-Toledo	SevenEasy pH/ 1230525212	National Food Institute, Ministry of Industry, Thailand	2302181-001-1	24 Mar 23	22 Mar 24	-
2	Analytical Balance (Readability 0.01 mg)	Suspended Solids Total Dissolved Solids	Mettler-Toledo	AB204-S/ 1128312528	Technology Promotion Association (Thailand-Japan)	23MM331	7 Apr 23	5 Apr 24	-
3	Hot Air Oven		Memmert	UF55 / B216.1666	Technology Promotion Association (Thailand-Japan)	21TM1409	19 Oct 22	18 Oct 23	-
4	Incubator	Total Coliform Bacteria Fecal Coliform Bacteria	Binder	BD 53 E2/ 13-07343	Technology Promotion Association (Thailand-Japan)	23TM192	15 Feb 23	14 Feb 24	-
5	Incubator		Memmert	IF 75 / D317.0305	Technology Promotion Association (Thailand-Japan)	23TM727	28 Apr 23	26 Apr 24	-
6	Water Bath		Memmert	IN 75 / D317.0307	Technology Promotion Association (Thailand-Japan)	23TM765	27 Apr 23	25 Apr 24	-
7	Water Bath		Memmert	IPP 260 / V616.0066	Technology Promotion Association (Thailand-Japan)	23TM728	28 Apr 23	26 Apr 24	-
8	Analytical Balance		Ohaus	PX623 / C236754745	DKSH Technology Limited	C01223732	9 Dec 22	8 Dec 23	-
9	Auto Clave		ALP	CL-40L / 808	Technology Promotion Association (Thailand-Japan)	23TM763	27 Apr 23	25 Apr 24	-
10	Analytical Balance (Repeatability 0.1 mg)	Fat Oil & Grease	Mettler-Toledo	XPE205 / B748058497	Mettler-Toledo	TH2058-097-040722-ACC-TH	23 Sep 22	22 Sep 23	-

List of Instrument/Equipment Certification for Quality Analysis.

No.	Instrument/Equipment	Parameter	Manufacturer	Model / Serial No.	Calibrator	Certification No.	Date of Calibration	Due date of Calibration*	Remark
Laboratory Instrument/Equipments Water Quality Analysis.									
11	BOD Incubator	BOD	Arco	UC4-1320/ 13URC45013201	Technology Promotion Association (Thailand-Japan)	23TM249	15 Feb 23	14 Feb 24	-
12	Digestor Unit	TKN	FOSS TECATOR	2520/ 91794469	National Food Institute, Ministry of Industry, Thailand	2302413-001	28 Mar 23	26 Mar 24	-
13	Distillation Unit (Kjeldahl Method)		FOSS TECATOR	KT8100 / 91889052	FOSS South East Asia	8411	29 May 23	27 May 24	-

Due Date of Calibration* : Based on the annual calibration plan. At least 1 time per year.

Calibration Certificate

Certificate No.: 2302181-001-01
Client name: UNITED ANALYST AND ENGINEERING CONSULTANT CO.,LTD.
Address: 3 Soi Udomsuk 41, Sukhumvit Road,
Bangchak, Prakhong, Bangkok 10260

Page 1 of 5

Equipment: pH Meter
Manufacturer: METTLER TOLEDO
Model: SevenEasy pH
Serial No.: 1230525212
ID No.: UAE.WAS.003/2553
Order No.: 2302181
Operation No.: 2302181-001
Date of Receipt: 14 March 2023
Date of Calibration: 24 March 2023

Calibrated by Mr.Pheraphat Tuanjit **Approved by** [Signature]
Scientist (Mr.Nattapong Niyomchart)
Specialist, Division of Calibration Laboratory
Date of Issue: 24 March 2023 **Responsible for the Technical Management Team**

The uncertainties are for a confidence probability of approximately 95%.

This Certificate is issued in accordance with the conditions of accreditation granted by the Thai Laboratory Accreditation Scheme which has assessed the measurement capability of the laboratory and its traceability to recognized national standards and to the units of measurement realized at the corresponding national standards laboratory. This certificate may not be reproduced other than in full except with the prior written approval of the National Food Institute.

F-CS-009 Revision: 01 Date: 20-04-65



เอกสารไม่ควบคุม

Calibration Report

Certificate No.: 2302181-001-01
Equipment: pH Meter
Resolution: 0.01 pH : 1 mV
Manufacturer: METTLER TOLEDO
Model: SevenEasy pH
Serial No.: 1230525212
ID No.: UAE.WAS.003/2553
Type: Bench top

Date of Calibration: 24 March 2023 **Page 2 of 5**

Location: Chemical Calibration Laboratory, National Food Institute
Environment Condition: Ambient Temperature: (23.4 ± 1.5) °C **Relative Humidity:** (52 ± 3) %
Condition of Equipment: Good Condition

Condition of this Results of Calibration

1. Calibration Method In house method : W-CC-002 based on direct measurement by using standard voltage calibrator and certified reference material (CRM)

2. Reference Standards / Certified Reference Material

Instruments	Serial / ID No.	Manufacturer	Certificate No.	Due Date
2.1 DC Voltage Calibrator	2709007	Fuke	22E1959	17 June 2023
2.2 Digital Thermometer	2709007	Fuke	CC-850557-01	30 October 2023
2.3 Thermo-Hygro Meter	NFI8TH003/17	PONPE	TE 650555-01	21 September 2023
Certified Reference Material				
	Lot No.	Manufacturer	Ref N	Expires Date
2.4 pH buffer 4.008 (Primary pH buffer Solution)	873608	CPAchem	PH216.L5	18 February 2025
2.5 pH buffer 6.865 (Primary pH buffer Solution)	873609	CPAchem	PH217.L5	18 February 2025
2.6 pH buffer 10.01 (Primary pH buffer Solution)	873611	CPAchem	PH220.L5	18 February 2024
2.7 pH buffer 7.00 (Standard pH buffer Solution)	873612	CPAchem	PH107.L5	16 February 2024

3. This certification is traceable to The International System of Unit (SI Unit)

- 3.1 Instruments No.2.1 through NSC-TIS-TIS 17025 Laboratory Accreditation of Calibration No.0008
- 3.2 Instruments No.2.2 through NSC-TIS-TIS 17025 Laboratory Accreditation of Calibration No.0061
- 3.3 Instruments No.2.3 through NSC-TIS-TIS 17025 Laboratory Accreditation of Calibration No.0061
- 3.4 Certified Reference Material No. 2.4 to 2.6 traceable to Primary measurement method- Harned cell using calibrated thermometer, barometer, and nanovoltmeter. The Standard Solution preparation and certified by CPAchem Ltd is accredited to ISO 17034 and ISO/IEC 17025
- 3.5 Certified Reference Material No.2.7 traceable to BIM RefH Hi-13 Lot# 25.05.2022; BIM RefH Hi-16 Lot# 02.06.2022; BIM RefH Hi-13 Lot# 25.05.2022; BIM RefH Hi-16 Lot# 02.06.2022, the Standard Solution preparation and certified by CPAchem Ltd is accredited to ISO 17034 and ISO/IEC 17025

4. This certificate was certified only for the instrument we calibrated.

5. This result of calibration was found accurate as shown on date and place of calibration only.

F-CS-012 Revision: 01 Date: 20-04-65



เอกสารไม่ควบคุม

Calibration Report

Certificate No.: 2302181-001-01
Equipment: pH Meter
Resolution: 0.01 pH : 1 mV
Manufacturer: METTLER TOLEDO
Model: SevenEasy pH
Serial No.: 1230525212
ID No.: UAE.WAS.003/2553
Type: Bench top

Date of Calibration: 24 March 2023 **Page 3 of 5**

Calibration Results:

1. Calibration of pH Meter (Manual Temperature Compensation at 25 °C)

Nominal pH	DC Voltage Standard (mV)	Average Indicator Reading		Uncertainty (±mV)	Coverage Factor (k)
		mV	pH		
0	414.126	414	0.00	0.58	2.00
2	295.814	296	2.00	0.58	2.00
4	177.464	178	4.00	0.58	2.00
6	59.160	59	6.00	0.58	2.00
7	0.000	0	7.00	0.58	2.00
8	-59.158	-59	8.00	0.58	2.00
10	-177.460	-177	10.00	0.58	2.00
12	-295.811	-296	12.00	0.58	2.00
14	-414.117	-414	14.00	0.58	2.00

2. Calibration of pH Meter with Electrode (Manual Temperature Compensation at 25 °C)

Equipment: pH Electrode **Type:** Combined Electrode
Manufacturer: METTLER TOLEDO **Model:** InLab Solids
Serial No.: 1156883 **ID No.:** N/A

Performance of Electrode system (Three-Point Calibration at pH 4, pH 7 and pH 10)

Certified Value @25 °C (pH)	Average Indicator Reading		Relative Slope (%)	Uncertainty (± pH)	Coverage Factor (k)
	pH	mV			
4.008	4.01	187	-	0.0071	2.00
6.865	6.86	22	97.86	0.0075	2.00
10.010	10.01	-160	97.86	0.0086	2.00
6.985	6.99	14	-	0.0093	2.00

F-CS-012 Revision: 01 Date: 20-04-65



เอกสารไม่ควบคุม

Calibration Report

Certificate No.: 2302181-001-01
Equipment: Digital Thermometer with RTD (pH Meter)
Resolution: 0.1 °C **Model:** SevenEasy pH
Serial No.: 1230525212 **ID No.:** UAE.WAS.003/2553
Manufacturer: METTLER TOLEDO

Date of Calibration: 24 March 2023 **Page 4 of 5**

Location: Chemical Calibration Laboratory, National Food Institute

Environment Condition: Ambient Temperature 25 °C ± 1 °C
Relative Humidity 55 % ± 5 %

Condition of this results of Calibration:

- 1. Calibration Method : - In house method: W-TE-025 by comparison with standard thermometer.
- The Calibration is determined by comparing with a known temperature from a standard resistance thermometer.
- The temperature scale in use at this laboratory is the International Temperature scale of 1990 (ITS-90).

2. Reference Standard Instrument :

Instrument	Model	Serial No.	Certificate No.	Due Date	Through
HANDHELD THERMOMETER	1521	A85997	TE 660039-01	10-Dec-23	NATIONAL FOOD INSTITUTE
Platinum Resistance Thermometer (PRT)	385	509201			

Support Equipment : - Low Temperature Bath (ISOCAL-6), Model: Europa-6 Plus Basic, S/N: 341592/2

- 3. This certificate is traceable to International System of Units (SI Units).
- 4. This certificate was certified only for the instrument we calibrated.
- 5. This result of calibration was found accurate as shown on date and place of calibration only.
- 6. Condition of Calibrated item : Good
- 7. Result of Calibration : ☒ Without adjustment ☐ After adjustment

F-CS-012 Revision: 01 Date: 20-04-65



เอกสารไม่ควบคุม



Cert. No.: 22TM1490
Page : 1 of 3

Certificate of Calibration

Equipment : Hot Air Oven
Manufacturer : Memmert
Model : UF 55
Serial No. : B216.1666
ID No. : UAE.WAO.027/2559
Submitted by : United Analyst and Engineering Consultant Co.,Ltd.
3 Soi Udomsuk 41, Sukhumvit Road,
Bangchak, Phrakhanong,
Bangkok 10260
Location : Lab Floor 2
Received Order : 19 October 2022
Calibration Date : 19 October 2022
Ambient Temperature : (26 ± 10) °C
Relative Humidity : (50 ± 30) %
Calibrated by : Preecha Hiahb
Approved by :
() Pornthippa Tameyakul
() Malee Butkruea
(✓) Suwit Imjai
Issue Date : 31 October 2022

The Uncertainties are for a confidence probability of approximately 95%

This certificate may not be reproduced other than in full, except with the prior written
Approval of the head of Corporate Services & Equipment Calibration and Testing Services.

เอกสารไม่ควบคุม

A 0046800



Equipment : Hot Air Oven
Condition As-Received : Used Item
Reference : 2210-0575OC-1

Cert. No.: 22TM1490
Page : 2 of 3

Procedure Used :-

Calibration were conducted using calibration procedure CP-OT02 according to direct measurement method with Data Acquisition which connected with Resistance Temperature Detector (RTD) and Thermocouple Type T.

The temperature scale used was based on ITS-90.

Condition of this result of calibration

1. Reference standard instrument:-

Instrument	Model	Serial No.	Cert. No.	Due Date
1) Data Acquisition	34970A	MY41021843	22LM4	10 Jan 2023

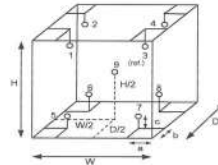
2. This certificate is valid only to the item calibrated on date and place of calibration.

3. This certification is traceable to the International System of Unit.

Result of Calibration :- (*) Without Adjustment

Function of UUC* : Temperature Source

Fresh air setting : Close



Probe Installation Details : Dimension of Chamber :
a = 5.0 cm D = 0.33 m
b = 5.0 cm W = 0.40 m
c = 5.0 cm H = 0.40 m
Capacity = 0.053 m³

Environment during calibration		
	Beginning	Finished
Temp. (°C)	29	30
REL.Humid. (%)	47	40
AC Supply (Volt)	221	220

Ref. Std. ID No.: @ Calibration Point		
Position :	(104) °C	(140,180) °C
1	18-04RTD-01	21-04TC-01
2	18-04RTD-02	21-04TC-02
3	18-04RTD-03	21-04TC-03
4	18-04RTD-04	21-04TC-04
5	18-04RTD-05	21-04TC-05
6	18-04RTD-06	21-04TC-06
7	18-04RTD-07	21-04TC-07
8	18-04RTD-08	21-04TC-08
9 (ref.)	18-04RTD-09	21-04TC-09

เอกสารไม่ควบคุม

a 1133252



Equipment : Hot Air Oven
Condition As-Received : Used Item
Reference : 2210-0575OC-1
Result of Calibration :- (*) Without Adjustment
Function of UUC* : Temperature Source
Fresh air setting : Close

Cert. No.: 22TM1490
Page : 3 of 3

Calibration Point (°C)	UUC* Setting (°C)	UUC* Reading (°C)	Temperature stability (± °C)	Temperature uniformity (°C)	Overall Variation (°C)	Uncertainty (± °C)	Coverage Factor k
104.0	104.0	104.0	0.061	1.3	1.7	0.42	2
140.0	140.0	140.0	0.14	2.3	2.4	1.1	2
180.0	180.0	180.0	0.21	3.5	3.6	1.3	2

Calibration Point (°C)	Measured Temperature (°C)								
	1	2	3	4	5	6	7	8	9 (ref.)
104.0	103.076	103.876	103.777	104.124	104.667	104.426	104.012	103.928	104.370
140.0	138.199	139.189	138.808	139.550	140.266	139.622	139.293	139.385	140.369
180.0	177.930	179.267	178.643	179.753	181.011	180.093	179.496	179.743	181.278

Average* : The average of 30 values in each position.

Temperature stability : One-half of the greatest maximum difference of measured temperature at any one sensor

Temperature uniformity : The maximum difference of measured temperatures at any sensors and the measured temperature at the reference location, which are observed at the same time or at as close an observation time as possible to determine the temperature pattern or homogeneity within the chamber under steady-state conditions.

Overall Variation : The Difference of the maximum and minimum measured temperatures throughout observation

UUC* : Unit Under Calibration

Note : The reported uncertainty of measurement was included stability and excluded uniformity .

The reported uncertainty of measurement was based on a standard uncertainty multiplied by a coverage factor k, providing a level of confidence of approximately 95 %.

-o0o-

เอกสารไม่ควบคุม

a 1133251



Cert. No.: 23TM192
Page : 1 of 3

Certificate of Calibration

Equipment : Incubator
Manufacturer : Binder
Model : BD 53 E2
Serial No. : 13-07343
ID No. : UAE.MIC.005/2558
Submitted by : United Analyst and Engineering Consultant Co.,Ltd.
3 Soi Udomsuk 41, Sukhumvit Road,
Bangchak, Phrakhanong,
Bangkok 10260
Location : Microbiology Laboratory
Received Order : 15 February 2023
Calibration Date : 15 February 2023
Ambient Temperature : (26 ± 10) °C
Relative Humidity : (50 ± 30) %
Calibrated by : Suwit Imjai
Approved by :
() Pornthippa Tameyakul
() Malee Butkruea
Issue Date : 24 February 2023

The Uncertainties are for a confidence probability of approximately 95%

This certificate may not be reproduced other than in full, except with the prior written
Approval of the head of Corporate Services & Equipment Calibration and Testing Services.

เอกสารไม่ควบคุม



Equipment : Incubator
Condition As-Received : Used Item
Reference : 2304-0461OC-4

Cert. No.: 23TM727
Page : 2 of 3

Procedure Used :-

Calibration were conducted using calibration procedure CP-OT02 according to direct measurement method with Data Acquisition which connected with Resistance Temperature Detector (RTD).

The temperature scale used was based on ITS-90.

Condition of this result of calibration

1. Reference standard instrument:-

Instrument	Model	Serial No.	Cert. No.	Due Date
1) Data Acquisition	34972A	MY57013711	22LM93	02 Jul 2023

2. This certificate is valid only to the item calibrated on date and place of calibration.

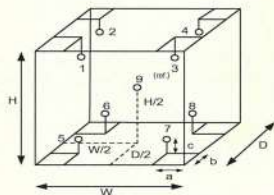
3. This certification is traceable to the International System of Unit.

Result of Calibration :- (*) Without Adjustment

Function of UUC* : Temperature Source

Fresh air setting : Close

Environment during calibration		
	Beginning	Finished
Temp. (°C)	25	24
REL.Humid. (%)	76	80
AC Supply (Volt)	231	231



Position :	Ref. Std. ID No.:
1	18-18RTD-01
2	18-18RTD-02
3	18-18RTD-03
4	18-18RTD-04
5	18-18RTD-05
6	18-18RTD-10
7	18-18RTD-07
8	22-18RTD-08
9 (ref.)	18-18RTD-09

Probe Installation Details :

Dimension of Chamber :

a = 5.0 cm
b = 5.0 cm
c = 5.0 cm

D = 0.33 m
W = 0.40 m
H = 0.56 m
Capacity = 0.074 m³

เอกสารไม่ครบ



TECHNOLOGY PROMOTION ASSOCIATION (THAILAND-JAPAN)
CORPORATE SERVICES & EQUIPMENT CALIBRATION AND TESTING SERVICES
534/4 PATTANAKARN ROAD SOI 18, SUANLUANG, SUANLUANG BANGKOK 10250
TEL: 0-2717-3000-29 FAX: 0-2719-9484



Cert. No.: 23TM765
Page : 1 of 3

Certificate of Calibration

Equipment : Incubator

Manufacturer : Memmert

Model : IN 75

Serial No. : D317.0307

ID No. : UAE.MIC.023/2561

Submitted by : United Analyst and Engineering Consultant Co.,Ltd.
3 Soi Udomsuk 41, Sukhumvit Road,
Bangchak, Phrakhanong,
Bangkok 10260

Location : Microbiology Laboratory (302)

Received Order : 27 April 2023

Calibration Date : 27 April 2023

Ambient Temperature : (26 ± 10) °C

Relative Humidity : (50 ± 30) %

Calibrated by : Preecha Hiahib

Approved by :

() Ponthippa Tameyakul
(/) Malee Butkruea
() Suwit Imjai

Approved Signatory

Issue Date : 11 May 2023

The Uncertainties are for a confidence probability of approximately 95%

This certificate may not be reproduced other than in full, except with the prior written
Approval of the head of Corporate Services & Equipment Calibration and Testing Services.

เอกสารไม่ครบ



Equipment : Incubator
Condition As-Received : Used Item
Reference : 2304-0461OC-5
Result of Calibration :- (*) Without Adjustment
Function of UUC* : Temperature Source
Fresh air setting : Close

Cert. No.: 23TM765
Page : 3 of 3

Calibration Point (°C)	UUC* Setting (°C)	UUC* Reading (°C)	Temperature stability (± °C)	Temperature uniformity (°C)	Overall Variation (°C)	Coverage Factor k
37.0	37.0	37.0	0.070	0.28	0.39	2

Calibration Point (°C)	Measured Temperature (°C)									Uncertainty (± °C)
	1	2	3	4	5	6	7	8	9 (ref.)	
37.0	37.164	37.118	37.079	37.121	36.852	37.039	36.822	36.923	36.905	0.30

Average* : The average of 30 values in each position.

Temperature stability : One-half of the greatest maximum difference of measured temperature at any one sensor.

Temperature uniformity : The maximum difference of measured temperatures at any sensors and the measured temperature at the reference location which are observed at the same time or at as close an observation time as possible to determine the temperature pattern or homogeneity within the chamber under steady-state conditions.

Overall Variation : The Difference of the maximum and minimum measured temperatures throughout observation.

UUC* : Unit Under Calibration

Note : The reported uncertainty of measurement was included stability and excluded uniformity .

The reported uncertainty of measurement was based on a standard uncertainty multiplied by a coverage factor k, providing a level of confidence of approximately 95 %.

-o0o-

เอกสารไม่



Equipment : Incubator
Condition As-Received : Used Item
Reference : 2304-0461OC-5

Cert. No.: 23TM765
Page : 2 of 3

Procedure Used :-

Calibration were conducted using calibration procedure CP-OT02 according to direct measurement method with Data Acquisition which connected with Resistance Temperature Detector (RTD).

The temperature scale used was based on ITS-90.

Condition of this result of calibration

1. Reference standard instrument:-

Instrument	Model	Serial No.	Cert. No.	Due Date
1) Data Acquisition	34972A	MY59003411	22LM165	26 Nov 2023

2. This certificate is valid only to the item calibrated on date and place of calibration.

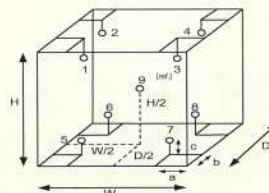
3. This certification is traceable to the International System of Unit.

Result of Calibration :- (*) Without Adjustment

Function of UUC* : Temperature Source

Fresh air setting : Close

Environment during calibration		
	Beginning	Finished
Temp. (°C)	23	22
REL.Humid. (%)	69	73
AC Supply (Volt)	220	221



Position :	Ref. Std. ID No.:
1	20RTD-2/1
2	20RTD-2/2
3	20RTD-2/3
4	20RTD-2/4
5	20RTD-2/5
6	20RTD-2/6
7	20RTD-2/7
8	20RTD-2/8
9 (ref.)	20RTD-2/9

Probe Installation Details :

Dimension of Chamber :

a = 5.0 cm
b = 5.0 cm
c = 5.0 cm

D = 0.32 m
W = 0.42 m
H = 0.56 m
Capacity = 0.075 m³

เอกสารไม่ครบ



Cert. No.: 23TM728
Page : 1 of 3

Certificate of Calibration

Equipment : Incubator
Manufacturer : Memmert
Model : IPP 260
Serial No. : V616.0066
ID No. : UAE.MIC.032/2559
Submitted by : United Analyst and Engineering Consultant Co., Ltd.
3 Soi Udomsuk 41, Sukhumvit Road,
Bangchak, Phrakhanong,
Bangkok 10260
Location : Microbiology Laboratory (302)
Received Order : 27 April 2023
Calibration Date : 27 - 28 April 2023
Ambient Temperature : (26 ± 10) °C
Relative Humidity : (50 ± 30) %

Calibrated by : Tawatchai Pama

Approved by :

() Pornthippa Tameyakul
(✓) Malee Butkruea
() Suwit Imjai

Issue Date : 11 May 2023

The Uncertainties are for a confidence probability of approximately 95%

This certificate may not be reproduced other than in full, except with the prior written
Approval of the head of Corporate Services : Equipment Calibration and Testing Services.

เอกสารไม่ควบคุม



Equipment : Incubator
Condition As-Received : Used Item
Reference : 2304-0461OC-6
Result of Calibration : (*) Without Adjustment
Function of UUC* : Temperature Source
Fresh air setting : Close

Cert. No.: 23TM728
Page : 3 of 3

Calibration Point (°C)	UUC* Setting (°C)	UUC* Reading (°C)	Temperature stability (± °C)	Temperature uniformity (°C)	Overall Variation (°C)	Coverage Factor k
25.0	25.0	25.0	0.020	0.81	1.2	2
36.0	36.0	36.0	0.15	1.1	1.6	2

Calibration Point (°C)	Measured Temperature (°C)									Uncertainty (± °C)
	1	2	3	4	5	6	7	8	9 (ref.)	
25.0	25.541	25.354	25.388	25.278	24.341	24.349	24.379	24.455	24.747	0.30
36.0	35.275	35.351	35.768	35.941	36.543	36.590	36.653	36.728	36.232	0.39

Average* : The average of 30 values in each position.

Temperature stability : One-half of the greatest maximum difference of measured temperature at any one sensor.

Temperature uniformity : The maximum difference of measured temperatures at any sensors and the measured temperature at the reference location which are observed at the same time or at as close an observation time as possible to determine the temperature pattern or homogeneity within the chamber under steady-state conditions.

Overall Variation : The Difference of the maximum and minimum measured temperatures throughout observation.

UUC* : Unit Under Calibration

Note : The reported uncertainty of measurement was included stability and excluded uniformity .

The reported uncertainty of measurement was based on a standard uncertainty multiplied by a coverage factor k, providing a level of confidence of approximately 95 %.

-000-

เอกสารไม่ควบคุม



Equipment : Incubator
Condition As-Received : Used Item
Reference : 2304-0461OC-6
Procedure Used :-

Cert. No.: 23TM728
Page : 2 of 3

Calibration were conducted using calibration procedure CP-OTD2 according to direct measurement method with Data Acquisition which connected with Resistance Temperature Detector (RTD).

The temperature scale used was based on ITS-90.

Condition of this result of calibration

1. Reference standard Instrument:-

Instrument	Model	Serial No.	Cert. No.	Due Date
1) Data Acquisition	34972A	MY57013711	22LM93	02 Jul 2023

2. This certificate is valid only to the item calibrated on date and place of calibration.

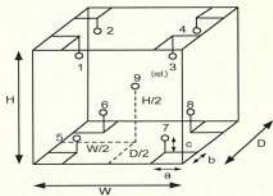
3. This certification is traceable to the International System of Unit.

Result of Calibration :- (*) Without Adjustment

Function of UUC* : Temperature Source

Fresh air setting : Close

Environment during calibration		
	Beginning	Finished
Temp. (°C)	25	22
REL.Humid. (%)	76	83
AC Supply (Volt)	231	231



Position :	Ref. Std. ID No.:
1	22-18RTD-2/1
2	18RTD-2/2
3	18RTD-2/3
4	18RTD-2/4
5	18RTD-2/5
6	18RTD-2/6
7	18RTD-2/7
8	18RTD-2/8
9 (ref.)	18RTD-2/9

Probe Installation Details :

Dimension of Chamber :

a = 10 cm	D = 0.50 m
b = 10 cm	W = 0.64 m
c = 10 cm	H = 0.80 m
	Capacity = 0.26 m ³

เอกสารไม่ควบคุม



Certificate of Calibration

Equipment: Balance
Model: PX623
Serial No. (or ID.): C236754745
Manufacturer: Ohaus
Condition: New

Certificate No.: C01223732
Issued Date: 09 December 2022
Job No.: KSPR2215576
Page: 1 of 2

Customer: United Analyst and Engineering Consultant Co., Ltd.
3 Soi Udomsuk 41, Sukhumvit Road, Bangchak Sub-District,
Phrakhanong District, Bangkok, THAILAND 10260

Environment Condition: Temperature 26 °C ± 0.5 °C
Humidity 53 %RH ± 3.9 %RH

Calibration Place: United Analyst and Engineering Consultant Co., Ltd. (301 Microbiology Room)
3 Soi Udomsuk 41, Sukhumvit Road, Bangchak Sub-District,
Phrakhanong District, Bangkok, THAILAND 10260

Calibration By: Mr. Adisai Maknoi
Calibration Date: 09 December 2022

The Method used: In-house method, CAL-WI-47, based on UKAS Lab 14

Traceability: This certificate is traceable to the SI Units maintained by National Institute of Metrology (NIMT), Thailand through DKSH Technology Co., Ltd. Certificate No. C02221765

(Mr. Adisai Maknoi)

Person in charge

(Mr. Rungrod Jenkitrakulchai)

Authorized signatory

This certificate is issued the units of measurement according to the International System of Units (SI). It provides traceability of measurement to international or national standard or other recognized national standard laboratories.
The measurement uncertainty stated is the expanded uncertainty which is obtained from the standard uncertainty multiplied by the coverage factor (k=2) to provide a level of confidence of approximately 95%. It is determined in accordance with the Guide to Expression of Uncertainty in Measurement (GUM).
These results may be affected by deviations from specified conditions. The results relate only to the items tested, calibrated or sampled. The report shall not be reproduced except in full without approval of DKSH Technology Limited.

บริษัท ดิช เทคโนโลยี จำกัด
DKSH Technology Limited
2533 ถนนสุขุมวิท แขวงคลองตัน เขตคลองเตย กรุงเทพมหานคร 10260
2533 Sukhumvit Road, Bangchak, Phrakhanong, Bangkok 10260
Phone: +66 2639 7050 Email: info.calibration@dksh.com Website: www.dksh.com/certificate-thailand

Delivering Growth - In Asia and Beyond.




CAL-FM-C01-14: 12 Sep 2022

เอกสารไม่ควบคุม

Calibration Results:

Without Adjustment

Eccentric Error: Weight to be 1/3 or 1/2 of Maximum capacity, taken from the center of the pan as a zero reference.

			Nominal Test Value	200	(g)
Reference Points (g)					
A	B	C	D	E	
-	0.000	0.000	0.000	0.000	

Repeatability: Determination of the standard deviation of weighing balance., Readability 0.001 (g)

Nominal test value (g)	Standard Deviation
50	0.0004
500	0.0005

Error of Indication from nominal or conventional mass value., Readability 0.001 (g)

Nominal Value (g)	Conventional Mass (g)	Displayed Value (g)	Error of Indication (g)	Uncertainty (g)	k
1	1.0000	1.000	0.000	0.0010	2.03
5	5.0001	5.000	0.000	0.0010	2.03
10	10.0001	10.000	0.000	0.0010	2.03
20	20.0001	20.000	0.000	0.0010	2.03
50	50.0001	50.000	0.000	0.0010	2.03
100	100.0001	100.000	0.000	0.0011	2.03
200	200.0004	200.000	0.000	0.0011	2.02
300	300.0005	300.000	-0.001	0.0013	2.01
400	400.0008	400.001	0.000	0.0014	2.01
500	500.0003	500.000	0.000	0.0017	2.00
600	600.0004	600.000	0.000	0.0019	2.00

The End of Certificate

Statements of conformity:

This conformity certificate documents the validity of the following statements of conformity based on the measurement results of corresponding calibration certificate:

The error of indication determined during calibration are under given measurement and environmental conditions and considering the expanded measurement uncertainty (coverage probability 95%) within the specification. The given measurement uncertainty already includes other all effects by according to the standard method, UKAS Lab14. Therefore, those parameters have not been assessed separately.

Tolerance and Decision rules:

Assessment of the conformity of the measurement device are done based on direct comparison of the relevant measurement results with the tolerances and decision rule are prescribed by the customer.

- Decision rule :
- ☐ Choice A Binary Statement for Simple Acceptance Rule ($w = 0$), Specific Risk < 50% PFA.
 - ☒ Choice B Non-binary statement with guard band ($w = 1 U$), Pass or Fail Specific Risk < 2.5% PFA and Condition Pass or Condition Fail Specific Risk < 50% PFA.
 - ☐ Choice C Customer defined, Customers may define arbitrary multiple of r to have applied as guard band ($w = r U$).
- ; PFA – Probability of False Accept

(Mr. Rungrod Jenkitrakulchai)
Authorized signatory

Statements of conformity:

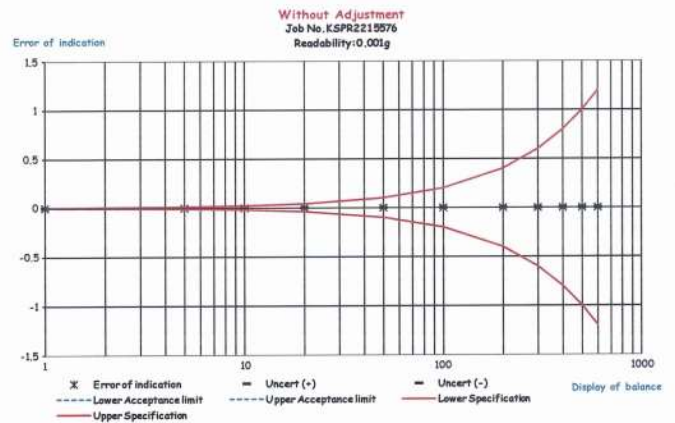
Without Adjustment

Readability: 0.001 g

Nominal Value (g)	Error of Indication (g)	Guard band (w) (g)	Tolerance (±) (g)	Conformity
1	0.000	0.0010	0.002	Pass
5	0.000	0.0010	0.010	Pass
10	0.000	0.0010	0.020	Pass
20	0.000	0.0010	0.040	Pass
50	0.000	0.0010	0.100	Pass
100	0.000	0.0011	0.200	Pass
200	0.000	0.0011	0.400	Pass
300	-0.001	0.0013	0.600	Pass
400	0.000	0.0014	0.800	Pass
500	0.000	0.0017	1.000	Pass
600	0.000	0.0019	1.200	Pass

The validity of the statements of conformity cannot be guaranteed for different places of use, environmental conditions or improper use.

The End of Statements of conformity





Cert. No.: 23TM763
Page : 1 of 3

Certificate of Calibration

Equipment : Autoclave
Manufacturer : ALP
Model : CL-40L
Serial No. : 808763
ID No. : UAE.MIC.026/2563
Submitted by : United Analyst and Engineering Consultant Co.,Ltd.
3 Soi Udomsuk 41, Sukhumvit Road,
Bangchak, Phrakhanong,
Bangkok 10260
Location : Microbiology Laboratory (301)
Received Order : 27 April 2023
Calibration Date : 27 April 2023
Ambient Temperature : (26 ± 10) °C
Relative Humidity : (50 ± 30) %
Calibrated by : Preecha Hlahib
Approved by :
() Pornthippa Tameyakul
(✓) Malee Butkruea
() Suwit Imjai
Issue Date : 11 May 2023

The Uncertainties are for a confidence probability of approximately 95%

This certificate may not be reproduced other than in full, except with the prior written
Approval of the head of Corporate Services 3 : Equipment Calibration and Testing Services.

เอกสารไม่ควบคุม

A 0053944



Equipment : Autoclave
Condition As-Received : Used Item
Reference : 2304-0461OC-2
Procedure Used :-

Cert. No.: 23TM763
Page : 2 of 3

Calibration were conducted using in-house calibration procedure CP-OT03 according to direct measurement method with Data Acquisition which connected with Thermocouple Type T
The temperature scale used was based on ITS-90.

Condition of this result of calibration

1. Reference standard instrument:-

Instrument	Model	Serial No.	Cert. No.	Due Date
1) Data Acquisition	34972A	MY59003411	22LM165	26 Nov 2023

2. This certificate is valid only to the item calibrated on date and place of calibration.

3. This certification is traceable to the International System of Unit.

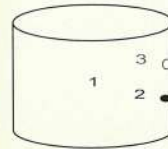
4. This result of calibration covers laboratory autoclaves for the sterilization of goods and material which could be infected with organisms categorized as Hazard Group 1, 2 and 3**

(** = Categorization of pathogens according to hazard and categories of containment, second edition, 1990)
It does not cover autoclaves for use with material infect with organisms in Hazard Group 4, for which complete containment and sterilization of infected condensate is considered to be essential.

This result of calibration does not apply to sterilizers or disinfectors used for medical, dental, pharmaceutical or veterinary purposes which are directly concerned with patient care, or those used for fabrics subjected to sterilization which are required to be dry at the end of cycle.

Result of Calibration :- (*) Without Adjustment

Function of UUC* : Temperature Source



	Environmental		
	(°C)	(%R.H.)	(Volt)
Beginning of Calibration	27	60	220
Finished of Calibration	27	58	220

Position	Description	Ref. Std. ID No.:
1 =	Center of chamber	18-20TC-04
2 =	Temperature sensor	18-20TC-05
3 =	Exhaust port	18-20TC-06

เอกสารไม่ควบคุม

a 1159968



Equipment : Autoclave
Condition As-Received : Used Item
Reference : 2304-0461OC-2
Result of Calibration :- (*) Without Adjustment
Function of UUC* : Temperature Source

Cert. No.: 23TM763
Page : 3 of 3

Operating parameter Set : Temperature = 115.0 °C Sterilization period = 15 minute							
UUC* Setting (°C)	UUC* Reading (°C)	Position	Average* Standard Reading (°C)	Stability (± °C)	Pressure Reading (MPa)	Uncertainty (± °C)	Coverage Factor k
115.0	115.0	1	115.213	0.22	0.08	0.75	2
		2	115.166				
		3	115.260				

Operating parameter Set : Temperature = 121.0 °C Sterilization period = 30 minute							
UUC* Setting (°C)	UUC* Reading (°C)	Position	Average* Standard Reading (°C)	Stability (± °C)	Pressure Reading (MPa)	Uncertainty (± °C)	Coverage Factor k
121.0	121.0	1	121.260	0.29	1.1	0.75	2
		2	121.224				
		3	121.284				

Average* : The average of 30 values in each position.

Stability : One-half of the greatest maximum difference of measured temperature at any one probe.

UUC* : Unit Under Calibration

Note : The reported uncertainty of measurement was included stability and excluded uniformity .

The reported uncertainty of measurement was based on a standard uncertainty multiplied by a coverage factor k, providing a level of confidence of approximately 95 %.

-000-

เอกสารไม่ควบคุม

a 1159967

Calibration Certificate ID
TH2065-067-092322-ACC-TH

Mettler-Toledo (Thailand) Ltd.
846/4 - 846/5 Lassaie Rd., Bangna Tai Sub-District
Bangna District, Bangkok 10760
+66 2723 0382
MT-TH.ServiceSupport@mt.com

METTLER TOLEDO



Accuracy Calibration Certificate

Customer

Company: United Analyst and Engineering Consultant Co., Ltd.
Address: 3 Soi Udom Suk 41, Sukhumvit Rd., Bang Chak
City: Phra Khanong
Zip / Postal: 10260
State / Province: Bangkok
Order Number:

Weighing Device

Manufacturer: Mettler Toledo
Model: XPE205
Serial No.: B748058497
Building: N/A
Floor: 4
Room: Laboratory Calibrate Glassware
Instrument Type: Weighing Instrument
Asset Number: UAE.CAL.004/2561
Terminal Model: PEAT
Terminal Serial No.: B748058497
Terminal Asset No.: N/A

Range	Max. Capacity	Readability (g)
1	220 g	0.0001 g

Procedure

Calibration Guideline: EURAMET cg-18 v. 4.0 (11/2015)
METTLER TOLEDO Work Instruction: CPW002/20

This calibration certificate contains measurements for As Found calibration. No As Left calibration was performed because the device was not modified after As Found calibration. Therefore, results for As Left correspond to As Found.

The sensitivity/span of the weighing instrument was adjusted before calibration with a built-in weight.

In accordance with EURAMET cg-18 (11/2015), the test loads were selected to reflect the specific use of the weighing device or to accommodate specific calibration conditions.

	Temperature		Humidity	
As Found	Start: 22.8 °C	End: 22.5 °C	Start: 62.2 %	End: 56.6 %

As Found Calibration Date: 23-Sep-2022
As Left Calibration Date: N/A
Issue Date: 26-Sep-2022

Calibrator:
Approved Signatory:
Technical Manager / Head of Calibration Center

เอกสารไม่ควบคุม

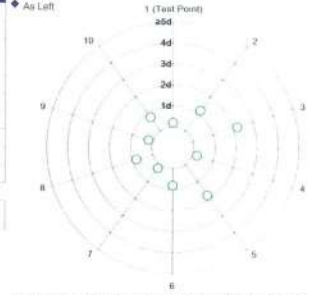
Measurement Results

Repeatability

Test Load: 100 g

	As Found	As Left
1	100.00003 g	N/A
2	100.00002 g	N/A
3	100.00001 g	N/A
4	100.00003 g	N/A
5	100.00005 g	N/A
6	100.00004 g	N/A
7	100.00003 g	N/A
8	100.00004 g	N/A
9	100.00003 g	N/A
10	100.00004 g	N/A
Standard Deviation	0.000011 g	N/A

○ As Found
◆ As Left

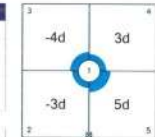


The 'd' in the graph represents the readability of the range/interval in which the test was performed.
The results of this graph are based upon the absolute values of the difference from the mean value.

Eccentricity

Test Load: 100 g

Position	As Found	As Left
1	100.00000 g	N/A
2	99.99997 g	N/A
3	99.99996 g	N/A
4	100.00003 g	N/A
5	100.00005 g	N/A
Maximum Deviation	0.00005 g	N/A



The 'd' in the graph represents the readability of the range/interval in which the test was performed.

Test Equipment

All weights used for metrological testing are traceable to national or international standards. The weights were calibrated and certified by an accredited calibration laboratory.

Weight Set 1: OIML E2

Weight Set No.:	WS03	Date of Issue:	21-Sep-2021
Certificate Number:	175498	Calibration Due Date:	14-Mar-2023

Weight Set 2: OIML E2

Weight Set No.:	WS66	Date of Issue:	21-Oct-2021
Certificate Number:	C142784709	Calibration Due Date:	17-Apr-2023

Weight Set 3: OIML E2

Weight Set No.:	WS70	Date of Issue:	21-Oct-2021
Certificate Number:	C142784702	Calibration Due Date:	19-Mar-2023

Thermo Hygrometer

Equipment No.:	IN261	Date of Issue:	23-May-2022
Certificate Number:	22H1057	Calibration Due Date:	15-May-2023

Remarks

FACT adjustment functionality activated
Equipment condition: Good
Next calibration according to customer's procedure
Calibration data not decide by calibration laboratory.

End of Accredited Section

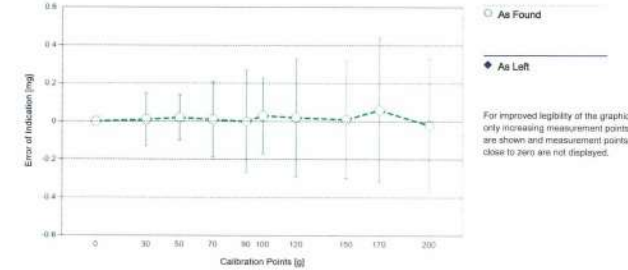
The information below and any attachments to this calibration certificate are not part of the accredited calibration.

Error of Indication

As Found

	Reference Value	Indication	Error of Indication	Expanded Uncertainty	k
1	0.00000 g	0.00000 g	0.00000 g	0.023 mg	2
2	9.99997 g	9.99997 g	0.00000 g	0.063 mg	2
3	29.99998 g	29.99999 g	0.00001 g	0.14 mg	2
4	49.99998 g	50.00000 g	0.00002 g	0.12 mg	2
5	69.99999 g	70.00000 g	0.00001 g	0.20 mg	2
6	90.00002 g	90.00002 g	0.00000 g	0.27 mg	2
7	100.00002 g	100.00005 g	0.00003 g	0.20 mg	2
8	120.00003 g	120.00005 g	0.00002 g	0.31 mg	2
9	150.00001 g	150.00002 g	0.00001 g	0.31 mg	2
10	170.00001 g	170.00007 g	0.00006 g	0.38 mg	2
11	200.00002 g	200.00000 g	-0.00002 g	0.35 mg	2

The calculated uncertainty was replaced by the CMC (Calibration and Measurement Capabilities) value because the calculated uncertainty was smaller than the CMC value.



The uncertainty stated is the expanded uncertainty at calibration obtained by multiplying the standard combined uncertainty by the coverage factor k – which can be larger than 2 according to EURAMET cg-18. The value of the measurand lies within the assigned range of values with a probability of approximately 95%.

The user is responsible for maintaining environmental conditions and the settings of the weighing instrument when it was calibrated.

Measurement Uncertainty of the Weighing Instrument in Use

Stated is the expanded uncertainty with k=2 in use. The formula shall be used for the estimation of the uncertainty under consideration of the errors of indication. The value R represents the net load indication in the unit of measure of the device.

Temperature coefficient for the evaluation of the measurement uncertainty in use:	1.0 · 10 ⁻⁴ / K
Temperature range on site for the evaluation of the measurement uncertainty in use:	3 K

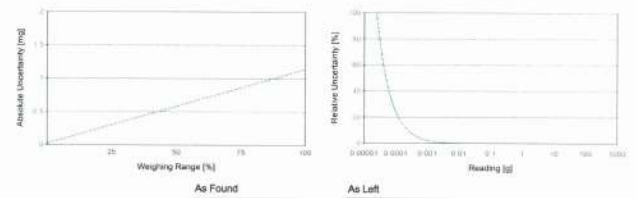
Linearization of Uncertainty Equation

Range	As Found	As Left
d Max		
1 0.00001 g 220 g	U ₁ = 0.024 mg + 0.00509 mg/g · R	N/A

To optimize the stability of the linearization, besides of the zero load only increasing measurement points with a test load of 5% of the measurement range or larger are taken for the calculation of the linear equation.

Absolute and Relative Measurement Uncertainty in Use for Various Net Indications (Examples)

Net Indication	As Found	As Left
0.00220 g	0.024 mg 1.1%	N/A N/A
0.02200 g	0.024 mg 0.11%	N/A N/A
0.22000 g	0.025 mg 0.011%	N/A N/A
2.20000 g	0.035 mg 0.0016%	N/A N/A
220.00000 g	1.1 mg 0.00052%	N/A N/A



GWP® Certificate



As Found



As Left



The weighing device meets the given process requirements.

The weighing device meets the given process requirements.

Tests Performed: ☒ As Found ☐ As Left ☒ No adjustments/modifications made. As Left results correspond to As Found.

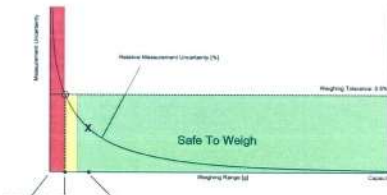
Process Requirements

Weighing Tolerance: 0.5%

Smallest Net Weight: 10.00000 g

Safety Factor: 2

Safe Weighing Range



While the values in this graph reflect the actual calibration results, the measurement uncertainty curves are simply a visual representation. This graph reflects As Left testing, unless only As Found was performed.

เอกสารไม่ควบคุม

Minimum Weight

As Found Minimum Weight Table

Tolerance	Minimum weights for different weighing tolerances and safety factors				
	Safety Factor				
	1	2	3	5	10
0.1%	0.024253 g	0.048754 g	0.073509 g	0.123795 g	0.254223 g
0.2%	0.012095 g	0.024253 g	0.036472 g	0.061100 g	0.123795 g
0.5%	0.004831 g	0.009671 g	0.014522 g	0.024253 g	0.048754 g
1%	0.002414 g	0.004831 g	0.007250 g	0.012095 g	0.024253 g
2%	0.001207 g	0.002414 g	0.003622 g	0.006040 g	0.012095 g
5%	0.000483 g	0.000965 g	0.001448 g	0.002414 g	0.004831 g

Pass: The determined minimum weight meets the requirement for the smallest net weight.

As Left Minimum Weight Table

Tolerance	Minimum weights for different weighing tolerances and safety factors				
	Safety Factor				
	1	2	3	5	10
0.1%	0.024253 g	0.048754 g	0.073509 g	0.123795 g	0.254223 g
0.2%	0.012095 g	0.024253 g	0.036472 g	0.061100 g	0.123795 g
0.5%	0.004831 g	0.009671 g	0.014522 g	0.024253 g	0.048754 g
1%	0.002414 g	0.004831 g	0.007250 g	0.012095 g	0.024253 g
2%	0.001207 g	0.002414 g	0.003622 g	0.006040 g	0.012095 g
5%	0.000483 g	0.000965 g	0.001448 g	0.002414 g	0.004831 g

Pass: The determined minimum weight meets the requirement for the smallest net weight.

At these net minimum weight values, the measurement uncertainty of the weighing device is equal to or less than 1/1 (no safety factor), 1/2, 1/3, 1/5, or 1/10 of the required tolerance. The values are calculated with $k = 2$ and based on the linear formula of the measurement uncertainty of the weighing device in use.

The safety factor for As Found is always 1. This implies no safety factor. As Found testing looks at the behavior of the instrument from the past until test occurred. For the past, it is necessary to know that the tolerance was met, but not the safety factor. The safety factor is a proactive measure to apply for future measurements.

Notes on minimum weight values in above table:

1. If "N/A" is shown above, no appropriate value could be calculated.
2. METTLER TOLEDO is not responsible for the definition of the process requirements.

เอกสารไม่ควบคุม

Measurement Results

Results Summary

	Repeatability	Eccentricity	Error of Indication
As Found	✓	✓	✓
As Left	✓	✓	✓

✓ = Passed
✗ = Failed
⚠ = Safety Factor not met

Repeatability

Test Load: 100 g

Tolerance	Control Limit	As Found		As Left	
		Std. Deviation	Result	Std. Deviation	Result
0.1%	0.005000 g	0.00011 g	✓	0.00011 g	✓
0.2%	0.010000 g		✓		✓
0.5%	0.025000 g		✓		✓
1%	0.050000 g		✓		✓
2%	0.100000 g		✓		✓
5%	0.250000 g		✓		✓

The weighing tolerance is met if the standard deviation is less than or equal to the corresponding control limit.

Eccentricity

Test Load: 100 g

Tolerance	Control Limit	As Found		As Left	
		Deviation	Result	Deviation	Result
0.1%	0.005000 g	0.00005 g	✓	0.00005 g	✓
0.2%	0.010000 g		✓		✓
0.5%	0.025000 g		✓		✓
1%	0.050000 g		✓		✓
2%	0.100000 g		✓		✓
5%	0.250000 g		✓		✓

The weighing tolerance is met if the deviation is less than or equal to the corresponding control limit.

Error of Indication

As Found

Reference Value	Error	Control limits for various weighing tolerances					
		0.1%	0.2%	0.5%	1%	2%	5%
0.00000 g	0.00000 g	N/A	N/A	N/A	N/A	N/A	N/A
29.99998 g	0.00001 g	0.01500 g	0.03000 g	0.07500 g	0.15000 g	0.30000 g	0.75000 g
49.99998 g	0.00002 g	0.02500 g	0.05000 g	0.12500 g	0.25000 g	0.50000 g	1.25000 g
69.99998 g	0.00001 g	0.03500 g	0.07000 g	0.17500 g	0.35000 g	0.70000 g	1.75000 g
90.00002 g	0.00000 g	0.04500 g	0.09000 g	0.22500 g	0.45000 g	0.90000 g	2.25000 g
100.00002 g	0.00003 g	0.05000 g	0.10000 g	0.25000 g	0.50000 g	1.00000 g	2.50000 g
120.00003 g	0.00002 g	0.06000 g	0.12000 g	0.30000 g	0.60000 g	1.20000 g	3.00000 g
150.00001 g	0.00001 g	0.07500 g	0.15000 g	0.37500 g	0.75000 g	1.50000 g	3.75000 g
170.00001 g	0.00006 g	0.08500 g	0.17000 g	0.42500 g	0.85000 g	1.70000 g	4.25000 g
200.00002 g	-0.00002 g	0.10000 g	0.20000 g	0.50000 g	1.00000 g	2.00000 g	5.00000 g
Result		✓	✓	✓	✓	✓	✓

As Left

Reference Value	Error	Control limits for various weighing tolerances					
		0.1%	0.2%	0.5%	1%	2%	5%
0.00000 g	0.00000 g	N/A	N/A	N/A	N/A	N/A	N/A
29.99998 g	0.00001 g	0.01500 g	0.03000 g	0.07500 g	0.15000 g	0.30000 g	0.75000 g
49.99998 g	0.00002 g	0.02500 g	0.05000 g	0.12500 g	0.25000 g	0.50000 g	1.25000 g
69.99998 g	0.00001 g	0.03500 g	0.07000 g	0.17500 g	0.35000 g	0.70000 g	1.75000 g
90.00002 g	0.00000 g	0.04500 g	0.09000 g	0.22500 g	0.45000 g	0.90000 g	2.25000 g
100.00002 g	0.00003 g	0.05000 g	0.10000 g	0.25000 g	0.50000 g	1.00000 g	2.50000 g
120.00003 g	0.00002 g	0.06000 g	0.12000 g	0.30000 g	0.60000 g	1.20000 g	3.00000 g
150.00001 g	0.00001 g	0.07500 g	0.15000 g	0.37500 g	0.75000 g	1.50000 g	3.75000 g
170.00001 g	0.00006 g	0.08500 g	0.17000 g	0.42500 g	0.85000 g	1.70000 g	4.25000 g
200.00002 g	-0.00002 g	0.10000 g	0.20000 g	0.50000 g	1.00000 g	2.00000 g	5.00000 g
Result		✓	✓	✓	✓	✓	✓

The weighing tolerance is met if the error (of indication) for each test point is less than or equal to the corresponding control limit for that particular weighing tolerance. Results at or close to the zero point cannot be assessed.

เอกสารไม่ควบคุม

เอกสารไม่ควบคุม



TECHNOLOGY PROMOTION ASSOCIATION (THAILAND-JAPAN)
CORPORATE SERVICES 3: EQUIPMENT CALIBRATION AND TESTING SERVICES
334/4 PATTANAKARN ROAD SOI 18, SUANLUANG, SUANLUANG BANGKOK 10250
TEL. 0-2717-3000-29 FAX. 0-2719-9481



Cert. No.: 23TM249
Page : 1 of 3

Certificate of Calibration

Equipment : BOD Incubator
Manufacturer : Arco
Model : UC4-1320
Serial No. : 13URC4S013201
ID No. : UAE.WAO.015/2561
Submitted by : United Analyst and Engineering Consultant Co., Ltd.
3 Sol Udomsuk 41, Sukhumvit Road,
Bangchak, Phrakhanong,
Bangkok 10260
Location : Lab Floor 2
Received Order : 15 February 2023
Calibration Date : 15 February 2023
Ambient Temperature : (26 ± 10) °C
Relative Humidity : (50 ± 30) %
Calibrated by : Preecha Hlahib

Approved by :
Approved Signatory
() Ponthippa Tameyakul
(✓) Malee Butkruea
() Suwit Imjai

Issue Date : 24 February 2023

The Uncertainties are for a confidence probability of approximately 95%

This certificate may not be reproduced other than in full, except with the prior written
Approval of the head of Corporate Services 3: Equipment Calibration and Testing Services.



Cert. No.: 23TM249

BOD Incubator

Arco

Model: UC4-1320

S/N: -

ID. No.: UAE.WAO.015/2561

17 May 2023 (May 18, 2023)
EAT
3 Apr. 147

A 0051476



Equipment : BOD Incubator
Condition As-Received : Used Item
Reference : 2302-0297OC-1
Procedure Used :-

Cert. No.: 23TM249
Page : 2 of 3

Calibration were conducted using calibration procedure CP-OT02 according to direct measurement method with Data Acquisition which connected with Resistance Temperature Detector (RTD).

The temperature scale used was based on ITS-90.

Condition of this result of calibration

1. Reference standard instrument:-

Instrument	Model	Serial No.	Cert. No.	Due Date
1) Data Acquisition	34972A	MY57013711	22LM93	02 Jul 2023

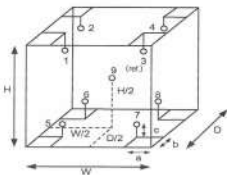
2. This certificate is valid only to the item calibrated on date and place of calibration.

3. This certification is traceable to the International System of Unit.

Result of Calibration :- (*) Without Adjustment

Function of UUC* : Temperature Source

Fresh air setting : Not Available



Probe Installation Details :

Dimension of Chamber :
a = 10 cm
b = 10 cm
c = 10 cm
D = 0.62 m
W = 1.2 m
H = 1.2 m
Capacity = 0.89 m³

Environment during calibration		
	Beginning	Finished
Temp. (°C)	29	31
REL.Humid. (%)	63	67
AC Supply (Volt)	220	220

Position :	Ref. Std. ID No.:
1	22-18RTD-2/1
2	18RTD-2/2
3	18RTD-2/3
4	18RTD-2/4
5	18RTD-2/5
6	18RTD-2/6
7	18RTD-2/7
8	18RTD-2/8
9 (ref.)	18RTD-2/9



Equipment : BOD Incubator
Condition As-Received : Used Item
Reference : 2302-0297OC-1
Result of Calibration :- (*) Without Adjustment
Function of UUC* : Temperature Source
Fresh air setting : Not Available

Cert. No.: 23TM249
Page : 3 of 3

Calibration Point (°C)	UUC* Setting (°C)	UUC* Reading (°C)	Temperature stability (± °C)	Temperature uniformity (°C)	Overall Variation (°C)	Uncertainty (± °C)	Coverage Factor k
20.0	20.0	19.3	0.32	0.57	1.0	0.60	2

Calibration Point (°C)	Measured Temperature (°C)								
	Position								
	1	2	3	4	5	6	7	8	9 (ref.)
20.0	20.086	19.916	20.386	19.976	19.973	19.838	19.837	19.821	19.949

Average* : The average of 30 values in each position.

Temperature stability : One-half of the greatest maximum difference of measured temperature at any one sensor.

Temperature uniformity : The maximum difference of measured temperatures at any sensors and the measured temperature at the reference location which are observed at the same time or at as close an observation time as possible to determine the temperature pattern or homogeneity within the chamber under steady-state conditions.

Overall Variation : The Difference of the maximum and minimum measured temperatures throughout observation.

UUC* : Unit Under Calibration

Note : The reported uncertainty of measurement was included stability and excluded uniformity .

The reported uncertainty of measurement was based on a standard uncertainty multiplied by a coverage factor *k*, providing a level of confidence of approximately 95 %.

-o0o-

a 1149512



อุตสาหกรรมพัฒนาผลิตภัณฑ์อาหาร
ศูนย์บริการห้องปฏิบัติการอุตสาหกรรมอาหาร
Foundation for Industrial Development National Food Institute
Food Industrial Laboratory Service Center

Verification Certificate

Certificate No.: 2302413-001-01
Client name: UNITED ANALYST AND ENGINEERING CONSULTANT CO., LTD.
Address: 3 Soi Udomsuk 41, Sukhumvit Road,
Bangchack, Prakhonong, Bangkok 10260

Page 1 of 4

Equipment: HEATING BLOCK DIGESTION
Manufacturer: FOSS
Model: 2520
Serial No.: 91794469
ID No.: UAE.WAS.011/2560
Order No.: 2302413
Operation No.: 2302413-001
Date of Receipt: 28 March 2023
Date of Calibration: 30-31 March 2023

Calibrated by Mr.Nuttapol Niyomchat Specialist
Approved by (Mr.Pheraphat Tuanjit)
Manager, Division of Calibration Laboratory
Responsible for the Technical Management Team
Date of Issue: 10 April 2023

The uncertainties are for a confidence probability of approximately 95 %.

This Certificate is issued in accordance with the conditions of accreditation granted by the Thai Laboratory Accreditation scheme which has assessed the measurement capability of the laboratory and its traceability to recognized national standards and to the units of measurement realized at the corresponding national standards laboratory. This certificate may not be reproduced other than in full except with the prior written approval of the National Food Institute.

F-CS-009 Revision: 01 Date: 20-04-65



อุตสาหกรรมพัฒนาผลิตภัณฑ์อาหาร
ศูนย์บริการห้องปฏิบัติการอุตสาหกรรมอาหาร
Foundation for Industrial Development National Food Institute
Food Industrial Laboratory Service Center

Verification Report

Certificate No.: 2302413-001-01
Equipment: HEATING BLOCK DIGESTION
Model: 2520 Serial No.: 91794469
Resolution: 1 °C ID No.: UAE.WAS.011/2560
Manufacturer: FOSS
Date of Calibration: 30-31 March 2023

Page 2 of 4

Location: Laboratory Room, NATIONAL FOOD INSTITUTE
Environment Condition: Ambient Temperature (25 ± 3) °C
Relative Humidity (55 ± 15) %
Line Voltage (220 ± 10) Volt

Condition of this results of Calibration:

- This instrument was calibrated by insert standard thermocouples type R into its heating block digestion and compared to temperature obtained from reference standards thermometer at calibrated point.
 - The temperature scale used was based on ITS - 90 .
 - All data show below were final values and the initial data may be obtained upon request.

2. Reference Standard Instrument :

Instrument	Model	Serial No.	Certificate No.	Due Date	Through
Digital Thermometer with Thermocouple	34970A	MY40405576 / MY41194433	TC22/0044	5-May-2023	N.F.I. Technical Center Laboratory
	Type R	TCF301-103 / CHF301-103			

- This certificate is traceable to international system of units (SI Units).
- This certificate was certified only for the instrument we calibrated.
- This result of calibration was found accurate as shown on date and place of calibration only.
- Condition of Calibrated item : Good

UUC* Description
Time of Record - Hour 30 Minute At 380 °C

- Result of Calibration : ☒ Without adjustment ☐ After adjustment

F-CS-009 Revision: 01 Date: 20-04-65



Verification Report

Certificate No.: 2302413-001-01
Equipment: HEATING BLOCK DIGESTION
Model: 2520 **Serial No.:** 91794469
Resolution: 1 °C **ID No.:** UAE.WAS.011/2560
Manufacturer: FOSS
Date of Calibration: 30-31 March 2023 **Page 3 of 4**
Calibration point: 380 °C
Calibration result:

Reporting of Temperature

Block No.	UUC* Setting (°C)	UUC* Reading (°C)	Stability (±°C)	Standard Thermometer (°C)	Uncertainty (±°C)
1	380	380	0.96	377.74	2.1
2	380	380	0.40	377.28	2.1
3	380	380	1.18	377.82	2.1
4	380	380	0.44	377.19	1.6
5	380	380	0.11	377.30	1.6
6	380	380	0.14	377.90	1.6
7	380	380	1.17	373.85	2.1
8	380	380	0.33	376.96	2.1
9	380	380	0.14	374.18	2.1
10	380	380	0.96	378.56	2.0
11	380	380	1.04	378.34	2.0
12	380	380	0.35	378.06	2.0
13	380	380	0.48	377.05	1.6
14	380	380	0.38	379.19	1.6
15	380	380	0.50	377.48	1.6
16	380	380	0.48	378.33	1.7
17	380	380	0.71	377.60	1.7
18	380	380	0.35	376.77	1.7
19	380	380	0.84	377.06	1.8
20	380	380	0.41	378.58	1.8

Note:

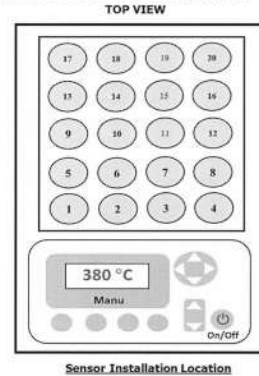
- UUC* = Unit Under Calibration
- Immersion depth of standard thermometer in tube level high of sand is equal heater plate of UUC.
- Stability = One-half of the greatest maximum difference of measured temperatures at one sensors, for at least half an hour after reaching steady state.

F-CS-009 Revision: 01 Date: 20-04-65

Verification Report

Certificate No.: 2302413-001-01
Equipment: HEATING BLOCK DIGESTION
Model: 2520 **Serial No.:** 91794469
Resolution: 1 °C **ID No.:** UAE.WAS.011/2560
Manufacturer: FOSS
Date of Calibration: 30-31 March 2023 **Page 4 of 4**
Calibration point: 380 °C
Calibration result: Continued

Figure 1. Location of Reference Standard and Block Diagram of Digestion Unit



Sensor Installation Location

Note:

- UUC* = Unit Under Calibration
- Immersion depth of standard thermometer in tube level high of sand is equal heater plate of UUC.
- Stability = One-half of the greatest maximum difference of measured temperatures at one sensors, for at least half an hour after reaching steady state.

The report uncertainty of measurement was based on standard uncertainty multiplied by coverage factor k=2 providing a level of confidence of approximately 95 %.

***** End *****

F-CS-009 Revision: 01 Date: 20-04-65

FOSS

Customer Service Report

Date: 27/05/23
Customer: UAE
Instrument: KT8100
Address: Bangkok, Thailand
Report No.: 8411
Serial: 91829052
Hours: Start 07:00, Finish 08:30, Duration 1.5 hr
Labour: 09:00, 15:00, 6 hrs
Travel From Customer: 16:30, 18:30, 2 hrs

Application	Special	Standard
Normal	Courtesy Visit	Installation
Distributor	PMA Onboarding	Quote
Internal	Warranty	Repair
Digital Service	Sales Support	Remote

PO/Quote Number: **PMA Type:** **Contract No.:**

Details of Work / Test	Condition / Status
- ตรวจสอบ Function Int ก่อนเปิด PM	OK
- ตรวจสอบ Port Gas P/M - kit 8100/8100 12 M	OK
- ตรวจสอบสายเชื่อมต่อ Heating Coil = 32.3 m	OK
- ตรวจสอบสายเชื่อมต่อ Fresh head Steam generator	OK
- ตรวจสอบสายเชื่อมต่อ Steam Valve = 54.8 m	OK
- ตรวจสอบสายเชื่อมต่อ Condenser Water Cooling Valve A/B = 54.2 m	OK
- ตรวจสอบสายเชื่อมต่อ Water ke ml → 100 ml / 100 ml	OK
- ตรวจสอบสายเชื่อมต่อ Steam 170 ml	OK
- ตรวจสอบ Block = 0.12 Recovery = 100%	OK

Part No.	Batch	Description	Qty
60031807	18.07.2022	Fung PM kit KT8100/8100 12 M	1

I confirm this report is accurate and complete
Signed FOSS: **Signed Customer:** 10/11/23
Name: **Name:**
Would you be willing to participate in a brief survey in order to tell us how we performed? Karnphong, b. @ Vee.consultant.co.th

เอกสารไม่ควบคุม

FOSS

Customer Service Report

Date: July 25, 2023
Customer: United Analyst and Engineering
Instrument: KT9100
Address: กรุงเทพฯ
Report No.: 6623
Serial: 31883052
Hours: Start 09:00, Finish 09:50, Duration 30 min
Labour: 09:00-12:00, 13:00-16:00, 3 + 3 hrs
Travel From Customer: 16:30, 17:30, 1 hrs

Application	Special	Standard
Normal	Courtesy Visit	Installation
Distributor	PMA Onboarding	Quote
Internal	Warranty	Repair
Digital Service	Sales Support	Remote

PO/Quote Number: **PMA Type:** **Contract No.:**

Details of Work / Test	Condition / Status
- Unpack ตรวจสอบและติดตั้ง อุปกรณ์และเครื่องมือ	OK
- ตรวจสอบสาย Accessory kit	OK
- ตรวจสอบสายเชื่อมต่อ Gas P/M - kit 8100/8100 12 M	OK
- ตรวจสอบสายเชื่อมต่อ Fresh head Steam generator	OK
- ตรวจสอบสายเชื่อมต่อ Steam Valve = 54.8 m	OK
- ตรวจสอบสายเชื่อมต่อ Condenser Water Cooling Valve A/B = 54.2 m	OK
- ตรวจสอบสายเชื่อมต่อ Water ke ml → 100 ml / 100 ml	OK
- ตรวจสอบสายเชื่อมต่อ Steam 170 ml	OK
- ตรวจสอบ Block = 0.12 Recovery = 100%	OK

Part No.	Batch	Description	Qty

I confirm this report is accurate and complete
Signed FOSS: **Signed Customer:**
Name: **Name:**
Would you be willing to participate in a brief survey in order to tell us how we performed?

เอกสารไม่ควบคุม

Date:	25/7/2022	Address:	17/17/17
Customer:	2017 Analyst and Engineering	Serial:	9189052
Instrument:	KT8100		
Hours	Travel To Customer	Labour	Travel From Customer
Start	9:00	2:12 PM	4:30
Finish	0:5	1:0 PM	0:30

Application	Special	Job Type	Standard
Normal	Courtesy Visit	Installation	Training
Distributor	PMA Onboarding	Quote	In House
Internal	Warranty	Repair	PM
Digital Service	Sales Support	Remote	Other

PO/Quote Number: 17/17/17

PMA Type: 17/17/17 Contract No.: 17/17/17

Details of Work / Test	Condition / Status
Software	Done
- software	
- program editor	
- mp setting	
- manual for	
- user manual	
- Run Function	
- Run Recovery	

Instrument Ready for Use: OK Not OK

Part No.	Batch	Description	Qty

I confirm this report is accurate and complete			
Signed FOSS		Signed Customer	
Name		Name	
Would you be willing to participate in a brief survey in order to tell us how we performed?			

เอกสารไม่ควบคุม

Kjeltec™ 8100 Distillation Unit

This IQ applies to Kjeltec™ 8100 Distillation Unit manufactured by FOSS Analytical. The installation is performed by FOSS trained service personnel.

1 Intended Use

Kjeltec 8100 is intended for laboratory use analyzing parameters as specified in FOSS Analytical AB's Application Notes.

2 Purpose

This installation Qualification is designed to assure that:

- The Kjeltec instrument is received complete, with all required parts in good condition.
- The location of the instrument is environmentally and ergonomically suitable
- The instrument is assembled and configured correctly
- Suitable electricity and water are supplied to the instrument, see table 2 for requirements.

3 Identification

Description	Serial Number
Kjeltec 8100 Distillation Unit	9189052

Dedicated Analytical Solutions

FOSS Analytical AS
69 Slangerupgade
DK-3400 Hillerød
Denmark

Tel +45 7010 3370
Fax +45 7010 3371
E-mail support@foss.dk
Web www.foss.dk

FOSS Analytical AB
Box 70
SE-263 21 Höganäs
Sweden

Tel +46 42 361500
Fax +46 42 340349
E-mail support@foss.dk
Web www.foss.dk

Customer Support, 6003 7242 / Rev. 1

เอกสารไม่ควบคุม

116

4 Control of Received Equipment

4.1 Verify that the correct instrument type and accessory kit items are received and in proper condition

The packing list (shipped with the instrument) specifies all the items. The installer will verify that all items are received as shipped on the packing list. For each item listed, verify that the acceptance criteria are met. If so, write "Y" in the right column of the table immediately following.

Packing List Item	Acceptance Criteria	Pass(Y/N)
Kjeltec 8100 Distillation Unit	No visible damage, received in undamaged FOSS Analytical's standard shipping container	Y
Accessory kit, according to packing list	Included. No visible damage, received in undamaged FOSS Analytical's standard shipping container	Y
Handling device for digestion tube	Included. No visible damage.	Y
Tanks with level sensors for Waste, Alkali and Water	Included. No visible damage.	Y
Receiver flask	Included. No visible damage.	Y
One digestion tube 250ml	Included. No visible damage.	Y
One digestion tube 100 ml	Included. No visible damage.	Y
Tube adapter	Included. No visible damage.	Y
User manual	Kjeltec 8100 Distillation Unit	Y
Owners guide	Kjeltec 8100 Distillation Unit	Y
Quick guide	Kjeltec 8100 Distillation Unit	Y
Spare parts manual	Kjeltec 8100 Distillation Unit	Y
Application notes	AN 300 included AN 303 included	Y

เอกสารไม่ควบคุม

2/6

5 Installation

5.1 The equipment must be installed in a suitable location with power, water and draining available

Verify that the instrument installation site meets the acceptance criteria given in the table below. If so, write "Y" in the right column of the table immediately following.

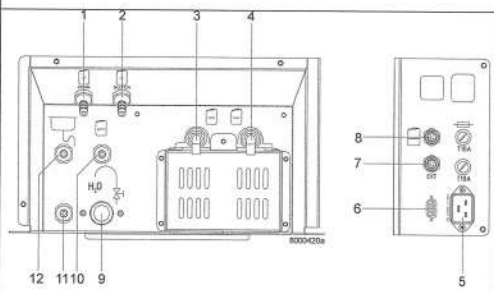
Location Requirements	Acceptance Criteria	Pass (Y/N)
Adequate space for instrument	Dimensions 48x58x69 cm	Y
AC supply available for instrument	200-240 V 50/60Hz	Y
Current	10 A	Y
Cold water supply available	2 L/min at 30°C	Y
Drain	For cooling water and waste (depending on local waste disposal legislation)	Y
Ambient temperature	Max. 40°C	Y
Ambient humidity	Max. 80% relative	Y
Internal fuses	T10A AH	Y

เอกสารไม่ควบคุม

3/6

5.2 The instrument must be assembled correctly

Verify that all tubes are correct connected. If so, write "Y" in the right column of the table immediately following.

Instrument Tubing Connections	Acceptance Criteria	Pass (Y/N)
 <p>1. Deionised water in (steam generator) 2. Deionised water in (dilution water) 3. *) Receiver solution in 4. Alkali in 5. Power 6. Not used 7. External titration module 8. Level sensors 9. Cooling water in (tap water) 10. Waste water out (tube drain vessel) 11. Drain 12. Cooling water out (tap water) *) Only on Kjeltec 8200</p>	Visual verification by installer.	Y

5.3 The instrument should be assembled and powered up

Connect the distilling unit to the power supply. Perform the start up procedure and check that the expected response is obtained. If so, write "Y" in the right column of the table immediately following.

Action	Expected Response	Pass (Y/N)
Switch on the power	The instruments start up and the self test will run. The sample counter shows the number of analysed samples since first power and the Software Version shows the version of the instruments software.	Y
Turn on the cold water tap	After start-up, Program 1 is loaded and the Analyse menu is displayed.	Y
Press the "Manual" view	No visible reaction	Y
Open the door with the handle, place the test tube and receiver flask in position. Close the door.	The Manual menu is opened	Y
Select Dilution and press Start	Water is added to the tube	Y
Select Alkali and press Start	Alkali is added to the tube	Y
Select Steam and press start	After heating up, steam is entering the tube	Y
Select Drain and press Start	The tube is drained	Y

6 Summary of Deviations/Comments

Deviations from above requirements are specified below and any corrective actions are noted.

Deviation	Action	Comment

7 IQ Documentation

Upon successful completion and recording of all instructions above, sign and date this sheet below. If required by customer, leave one signed copy with instrument.

If customer's internal procedures require further reporting or witnessing of results, execute those procedures as required.


Installed By:

Company:

Customer Name:

Company:

Date completed:



FOSS

Operation Qualification

Kjeltec™ 8100 Distillation Unit

This OQ applies to Kjeltec 8100 Distillation Unit manufactured by FOSS Analytical. The operation qualification is performed by FOSS trained service personnel.

1 Intended Use

Kjeltec 8100 is intended for laboratory use analyzing parameters as specified in FOSS Analytical Application Notes.

2 Purpose

This procedure is designed to test the function of the instrument according to factory test specifications:

- Alkali volume
- Distillation Accuracy
- Distillation Repeatability

3 Identification

Description	Serial Number
Kjeltec 8100 Distillation Unit, 200-240 V 50/60 Hz	91 119052

Dedicated Analytical Solutions

FOSS Analytical AS
69 Slangerupgade
DK-3400 Hillerød
Denmark

Tel +45 7010 3370
Fax +45 7010 3371
E-mail support@foss.dk
Web www.foss.dk

FOSS Analytical AB
Box 70
SE-263 21 Höganäs
Sweden

Tel +46 42 361500
Fax +46 42 360349
E-mail support@foss.dk
Web www.foss.dk

4 Performance

4.1 Verify the dispensed volumes of reagents

- Note! To verify the dispensed volumes of reagents a triple test should be done to be statistic correct. Then calculate a mean value.
1. Choose "Manual" in the menu. (When starting up the instrument Program 1 is loaded)
 2. Open the safety door by pressing **Open** and place a tube in the instrument. Close the safety door.

Water

1. Press **Dilution** and then press **Start**. 80 ml of water will be filled into the tube.
 2. Measure the collected water in a graduated measuring glass and note the result in table 1 below.
 3. Check acceptance criteria in the table and make the judgment if passed or not.
- Note! If the water volume needs to be calibrated, go to 4.8.5 Dilution Pump Calibration in the User Manual.

Alkali

1. Press **Alkali** and then press **Start**. 50 ml of alkali will be filled into the tube.
2. Measure the collected alkali in a graduated measuring glass and note the result in table 1 below.
3. Check acceptance criteria in the table and make the judgment if passed or not.

Table 1 Volume control

Test	Result	Expected result	Passed (Y/N)
Water volume	85 ml	76- 84 ml	Y
	85 ml		
	85 ml		
	Mean 85.67 ml		
Alkali volume	47 ml	47- 54 ml	Y
	52 ml		
	53 ml		
	Mean 52.33 ml		

4.2 Verify the distillation procedure, accuracy and precision

The distillation principle is to convert ammonium (NH₄⁺) into ammonia (NH₃) by using an alkali (NaOH) and thereafter steam distil it into a receiver flask containing boric acid and titrate with standard acid solution using colorimetric end-point detection. Ammonium sulphate, a substance with known ammonia content, can be used to check the accuracy of the distillation. The recovery is calculated from obtained result.

The way to perform this test will be described in the following.

Chemical Check

Use ammonium sulphate (NH₄)₂SO₄, purity > 99.5 % *)
Mol. weight = 132.14 g/mol, Nitrogen content in ammonium sulphate (99.5 %) = 21.09% *)

Analysis conditions according to AN 300

Water	80 ml
Alkali	50 ml NaOH (40%w/w)
Receiver solution	30 ml boric acid (4%)
Distillation time	5 minutes
SAFE	5 seconds
Titrant	0.2N HCl

For reagent preparation see Appendix A

1. Start the instrument and run two blanks without chemicals according to above analysis conditions, distil into a receiver flask containing boric acid. Titrate with a standard acid solution using colorimetric end-point detection. If the blanks are less than 0,2 ml continue with the recovery tests:
2. Weigh 0.15 g ammonium sulphate into a tube. Prepare 6 samples (tubes).
3. Run the six samples according to above analysis conditions. Titrate with a standard acid solution using colorimetric end-point detection.
4. Calculate the recovery according to below equations. Expected results of recovery should be 100%±1%.

Recovery test	Result	Expected result	Passed (Y/N)
Blank value (water blank)	1. 0.03 ml 2. 0.14 ml	0.05-0.20 ml	Y
Recovery	1. 100.58 % 2. 100.38 % 3. 100.65 % 4. 99.81 % 5. 99.97 % 6. 100.81 %		
Accuracy	Mean Value: 100.0%	99-101%	Y
Precision	SD: 0.552	SD <1%	Y

*) Note! Please also note that the below calculations must be adjusted if other purity levels of ammonium salts are used. A certificate from the chemical supplier should be available

Purity	Nitrogen content
99,5%	21.09%
99,6%	21.12%
99,7%	21.14%
99,8%	21.16%
99,9%	21.18%

$$\% \text{ Nitrogen} = \frac{(ml_{\text{sample}} - ml_{\text{blank}}) \times N \times 14,007 \times 100}{mg_{\text{sample}}}$$

Handwritten calculation: $\frac{(0.1095 - 0) \times 0.1095}{21.72} \times 100 = 21.72$

N = Normality of titrant to 4 places of decimal.

$$\% \text{ Recovery} = \frac{\% \text{ Nitrogen}}{21.09} \times 100$$

Handwritten calculation: $\frac{21.72}{21.09} \times 100 = 103.03$

- ①
- ②
- ③
- ④
- ⑤
- ⑥

5 Summary of Deviations/Comments

Deviations from above requirements are specified below and any corrective actions are noted.

Deviation	Action	Comment

6 OQ Documentation

Upon successful completion of tests above, sign and date this sheet below. If required by customer, leave one signed copy with instrument.

If customer's internal procedures require further reporting or witnessing of results, execute those procedures as required.

Performed By: _____

Company: _____

Customer Name: _____

Company: _____

Date completed: _____

7 Appendix A

7.1 Preparation of Reagents

7.1.1 Alkali

To convert ammonium into ammonia an excess of sodium hydroxide is necessary.

Use 400 g NaOH per litre of solution. Commercially available in concentrations up to 50 %. Do not use concentrations above 40 % as this will lead to crystal formation impairing the function of the pumps. If you can only buy concentrations > 40 %, dilute it before use.

7.1.2 Titrant acid, determination of concentration

To be able to achieve accurate nitrogen / protein results, one must be quite sure that the HCl (hydrochloric acid) concentration is what it is supposed to be. A titration against a predetermined solution of sodium carbonate as described below is thus necessary. Incorrect HCl concentration can otherwise cause substantial errors.

• Standard substance

Weigh approx. 10 g of anhydrous sodium carbonate (Na_2CO_3). Use a mortar to make a fine powder. Dry it for 1 h at 265 °C or 2 h at 200 °C. After cooling in a desiccator, transfer the sodium carbonate to a beaker with a tight lid. Store it in a desiccator.

• Indicator solutions

Dissolve 0.1 g methyl red in 100 ml methanol. Dissolve 0.1 g bromocresol green in 100 ml methanol.

• Procedure

Weigh approx. 0.4 g of the standard substance, using an analytical balance, note the weight (W_1). Transfer the sodium carbonate to a receiver flask and add 40 ml of H_2O (distilled or deionized). Add 8 drops from each of the indicator solutions. Titrate to pink. Note the amount in ml used (A_1). Boil this solution for a few minutes. The solution will turn green. Cool rapidly to room temperature under running water. Continue the titration until the next pink colour change occurs. Note also this volume

(A_2). Boil the solution for a few minutes. Cool rapidly to room temperature under running water. Continue the titration until the next pink colour occurs. Note also this volume (A_3).

Note! Temperature changes will influence the volume and the concentration of the titrant solution. The working temperature of the titrant should approximate that of its temperature during standardization. If temperature corrections are necessary, sufficient accuracy may be obtained by use of a correction table. (AOAC 942.25)

7.2 Calculation

$$\text{Molarity (M)} = \frac{18,870 \times W_1}{(A_1 + A_2 + A_3)}$$

Note! Concentration must be accurate to four digits, i.e. 0.2000 M.

Note! The colour change of this official procedure (AOAC 936.15) may be difficult to see, therefore a pH meter or a mixed indicator (e.g. 0.1 g Methyl red and 0.1 g Bromocresol green in 100 ml methanol) will make it much easier to perform.

7.3 Receiver Solution

Boric acid 4 % with bromocresol green / methyl red indicator solution

In order to obtain accurate results the receiver solution is adjusted so that a small (0.05-0.20 ml) positive blank is obtained when running a blank sample. The 4 % boric acid receiver solution is prepared by dissolving 400 g of boric acid in about 5-6 l very hot deionized water. Mix and add more hot deionized water to a volume of about 9 l. Cool the solution to room temperature and add 100 ml of bromocresol green solution (100 mg in 100 ml methanol) and 70 ml of methyl red solution (100 mg in 100 ml of methanol). Dilute to 10 l with deionized water and mix carefully.

Note! The addition of alkali is to achieve a positive blank value. This should, however, be kept between 0.05 - 0.20 ml titrant, to obtain good repeatability when testing blanks.

Adjustment of the boric acid is made by the following procedure:

1. Transfer 25 ml boric acid solution to a receiver flask and add 100 ml of distilled water. If the solution in the flask is still red, titrate with 0.1 M sodium hydroxide solution until a neutral grey colour is obtained. Calculate the amount of sodium hydroxide solution necessary to adjust the boric acid solution in the 10 l flask with the formula: ml 1.0 M alkali = ml titrant x 40
2. Add the calculated amount of 1.0 M alkali solution to the boric acid solution. Mix.
3. To check proceed as follows using 25 ml of the boric acid solution. Run a blank. If the value of this blank is high (0.5 ml of 0.2 M HCl) the boric acid is incorrectly adjusted. This might create irregular blanks. For correction add HCl directly into the boric acid tank, mix it carefully and repeat until a reading of 0.05 - 0.20 ml HCl is obtained. If a positive blank is not achieved, add further small quantities of 1 M NaOH and repeat the check until a satisfactory value is achieved.



Kjeltec™ 8100 Distillation Unit Tecator™ 2508/2520 Digestor

1 Scope

This PQ applies to the Digestion system 2508/2520 (including exhaust and scrubber unit) and Kjeltec 8100 Distillation Unit manufactured by FOSS Analytical. The user of the instrument performs the PQ.

2 Intended Use

The Digestion system (including exhaust and scrubber) and Kjeltec 8100 Distillation Unit are intended for laboratory use analyzing parameters as specified in FOSS Application Notes.

3 Purpose

The guidelines are intended to assist the user in successfully developing Performance Qualifications for the specific application(s) to which the instrument is applied.

The Performance Qualification (PQ) includes the process of demonstrating that the Digestion system 2508/2520 (including exhaust and scrubber unit) and the Kjeltec 8100 Distillation unit consistently perform according to a specification appropriate for its routine use. Main activities in the PQ phase are:

- Preventive maintenance
- On-going verification tests

This document suggests routines to fulfill the requirements for an acceptable PQ but the final procedure should be adapted to local routines for similar equipment.

4 Definition of Test Procedures

4.1 Preventive Maintenance

Maintenance of the Kjeltec 8100 should be performed according to the instructions in manual, see User Manual Kjeltec 8100/8200 Distillation Unit, chapter 5. Maintenance. A yearly service is recommended (service agreement).

Maintenance of the Digestion block (including exhaust and scrubber) should be performed according to instruction in the user manual, see User Manual Tecator Digestor, chapter 5. Maintenance.

Dedicated Analytical Solutions

FOSS Analytical AS
69 Slangerupgade
DK-3400 Hillerød
Denmark

Tel +45 7010 3370
Fax +45 7010 3371
E-mail support@foss.dk
Web www.foss.dk

FOSS Analytical AB
Box 70
SE-263 21 Höganäs
Sweden

Tel +46 42 361500
Fax +46 42 340349
E-mail support@foss.dk
Web www.foss.dk

4.2 Ongoing Qualification Tests

Block Temperature

The temperature for the digestion is limited by the boiling point for the sulphuric acid, this can be increased by adding a salt (K_2SO_4) to the digestion mixture. It's important that the optimal ratio between acid and salt is kept; please follow recommendation in AN 300 or suggested procedures for a specific kind of sample material.

The block temperature itself can be controlled external by inserting a temperature probe in the intended hole in the aluminium block (front row of holes).

Use the reagents and method procedure specified in AN 300. Use only reagents of recognized analytical grade, unless otherwise specified and distilled or demineralised water or water of equivalent purity.

Suggested standard material for internal quality control:

Ammonium sulphate $[(\text{NH}_4)_2\text{SO}_4]$, min. 99.5 % (mass fraction), with certified purity.

Note: The above chemical is usually readily available with a certificate specifying the purity.

Alternatively ammonium iron(II) sulphate, $(\text{NH}_4)_2\text{Fe}(\text{SO}_4)_2 \times 6 \text{H}_2\text{O}$, with certified purity may be used.

Tryptophan ($\text{C}_{11}\text{H}_{12}\text{N}_2\text{O}_2$), minimum assay 99 % (mass fraction). Nitrogen content 137.2 g/kg. Do not dry in an oven before use.

Acetanilide ($\text{C}_8\text{H}_9\text{NO}$), minimum assay 99 % (mass fraction). Nitrogen content 103.6 g/kg. Do not dry in an oven before use.

Sucrose, ($\text{C}_{12}\text{H}_{22}\text{O}_{11}$), with a nitrogen content of not more than 0.002 % (mass fraction). Do not dry in an oven before use.

Blank Tests

Carry out a blank test following the currently used procedure for digestion, distillation and titration taking 2 ml of water and about 0.7 g of sucrose instead of the test portion. Keep a record of blank values. If blank values change, identify the cause.

Note: The amount of titrant used in the blank test should always be greater than 0.0 ml. Blanks within the same laboratory should be consistent across time.

4.3 Recovery Tests

Regularly run recovery studies to check the accuracy of procedure and equipment:

- **Nitrogen loss.** - Use 0.12 g ammonium sulphate and 0.67 g sucrose per flask weighted to the nearest 0.1 mg. Add all other reagents as stated in the method currently used (Kjeltabs, H_2SO_4 , etc). Digest and distil under same conditions as for sample. Recoveries shall be >99 %.
- **Digestion efficiency.** - Use a test portion of minimum 0.15 g of tryptophan or acetanilide and 0.67 g sucrose per flask weighted to the nearest 0.1 mg. Determine the nitrogen content according to the current procedure in use. The recoveries of tryptophan shall be >98.5 %; the recoveries of acetanilide shall be >99.5 %.
- **Distillation and titration efficiency.** - Distil 0.10 – 0.15 g ± 0.0001 g ammonium sulphate, omitting the digestion step. The recoveries should be >99.5 %.

Note: Results less than 98.5 % or more than 101.0 % in either of the recovery tests indicate failures in the procedure and/or inaccurate concentration of the standard volumetric hydrochloric acid solution (should be adjusted to four decimals accuracy according to procedure in AN 300)

It is recommended to participate in an external quality control program, such a proficiency program or ring test, with equivalent sample material as analysed within the laboratory.

$$w_n = \frac{14,007(V_s - V_b)N \times 100\%}{m}$$

w_N is the nitrogen content of the sample, expressed as a percentage by mass.

V_s is the numerical value of the volume of the hydrochloric acid standard volumetric solution) used in the sample test, in milliliters, expressed to the nearest 0.05 ml.

V_b is the numerical value of the volume of the hydrochloric acid standard volumetric solution used in the blank test, in milliliters, expressed to the nearest 0.05 ml.

N is the numerical value of the exact normality of the hydrochloric acid standard volumetric solution, expressed to four decimal places.

m is the numerical value of the mass of the test portion, in milligrams, expressed to the nearest 1 mg for sample weights >1 g or to the nearest 0.1 mg for sample weights <1 g.

5.1 Maintenance Kjeltac™ 8100

See instructions in User Manual - Kieltec 8100/8200, chapter 5 Maintenance

5.2 Maintenance Tecator™ Digestor

See instructions in User Manual - Tecator Digestor, chapter 5 Maintenance.

This record charts are provided to assist you in keeping your system in good working order. Please make copies and use them regularly as they can often help us to help you in the unlikely event a system malfunction.

เอกสารไม่ควบคุม

[illegible]

เอกสารไม่ควบคุม

[illegible]

เอกสารไม่ควบคุม

6.2 FossCare™ Customer Log

5.2.1 Daily Maintenance

[illegible]

เอกสารไม่ควบคุม

6.2.4.4 Additional Maintenance

[illegible]

เอกสารไม่ควบคุม

6.2.2.2 Weekly Maintenance

[illegible]

เอกสารไม่ควบคุม

6.2.5 Yearly Maintenance

[illegible]

เอกสารไม่ควบคุม

6.2.3 Every 1-3 Months Maintenance

[illegible]

เอกสารไม่ควบคุม

